

FIA GT Series

Result List Free Practice 1

Provisional



Azerbaijan
23-24 November 2013



Baku, Length: 4380 m
Air temperature: 12.9°C
Track temperature: 20.7°C
Weather condition: Dry

Saturday 23.11.2013 12:40

started : 28 classified : 28 not classified : 0

Cl.	Drivers	Team	Car	Lap	Best Time	Gap	Diff	Kph	Day Time
1	2 PAM S.Afanasiev/A.Simonsen	HTP Gravity Charouz	Mercedes SLS AMG GT3	23	1:47.686			146,4	13:37:23
2	13 PRO F.Stippler/E.Sandstrom	Belgian Audi Club Team WRT	Audi R8 LMS	21	1:47.701	0.015	0.015	146,4	13:38:43
3	27 PRO R.Bell/K.Estre	Hexis Racing	McLaren MP4-12C	22	1:47.792	0.106	0.091	146,3	13:40:42
4	11 PRO S.Ortelli/L.Vanthoor	Belgian Audi Club Team WRT	Audi R8 LMS	23	1:47.899	0.213	0.107	146,1	13:40:28
5	102 PRO J.Bleekemolen/D.Keilwitz	Callaway(DEU)	Corvette Z06 GT3	17	1:48.079	0.393	0.180	145,9	13:38:42
6	62 PRO O.Webb/B.Hetherington	Fortec Motorsport	Mercedes SLS AMG GT3	24	1:48.229	0.543	0.150	145,7	13:38:33
7	41 PRO N.Tandy/M.Holzer	Trackspeed	Porsche 997 GT3 R	20	1:48.445	0.759	0.216	145,4	13:37:17
8	12 PRO N.Mayr-Melnhof/R.Rast	Team WRT	Audi R8 LMS	15	1:48.562	0.876	0.117	145,2	13:20:10
9	7 PAM P.Cunha/M.Stumpf	ACL by Rodrive	Lamborghini LP560-4	25	1:48.722	1.036	0.160	145,0	13:40:40
10	9 PRO S.Loeb/A.Parente	Sebastien Loeb Racing	McLaren MP4-12C	20	1:49.032	1.346	0.310	144,6	13:37:22
11	5 PRO M.Winkelhock/E.Ide	Phoenix Racing	Audi R8 LMS	11	1:49.054	1.368	0.022	144,6	13:09:37
12	44 PRO A.Soucek/O.Turvey	MRS GT Racing	McLaren MP4-12C	16	1:49.120	1.434	0.066	144,5	13:26:09
13	3 PAM P.Charouz/J.Janis	HTP Gravity Charouz	Mercedes SLS AMG GT3	23	1:49.154	1.468	0.034	144,5	13:39:24
14	15 PRO A.Sims/S.Dusseldorp	Boutsen Ginion	McLaren MP4-12C	17	1:49.252	1.566	0.098	144,3	13:23:58
15	1 PRO M.Buhk/A.Day	HTP Gravity Charouz	Mercedes SLS AMG GT3	16	1:49.483	1.797	0.231	144,0	13:13:34
16	0 PRO A.Khodair/C.Bueno	BMW Sports Trophy Team Brasil	BMW E89 Z4	12	1:49.621	1.935	0.138	143,8	13:08:30
17	21 PRO R.Zonta/S.Jimenez	BMW Sports Trophy Team Brasil	BMW E89 Z4	14	1:49.868	2.182	0.247	143,5	13:18:05
18	42 PRO M.Ragginger/D.Watts	Trackspeed	Porsche 997 GT3 R	13	1:50.044	2.358	0.176	143,3	13:09:42
19	4 PRO N.Catsburg/M.Martin	BMW Sports Trophy Team Marc VD	BMW E89 Z4	22	1:50.165	2.479	0.121	143,1	13:39:05
20	10 PRO A.Zuber/M.Parisy	Sebastien Loeb Racing	McLaren MP4-12C	13	1:50.290	2.604	0.125	143,0	13:10:09
21	22 PRO F.Vervisch/S.Vandoorne	Boutsen Ginion	McLaren MP4-12C	12	1:50.623	2.937	0.333	142,5	13:11:11
22	14 PAM C.Campanico/M.Ammermüller	Novadrivier	Audi R8 LMS	11	1:50.647	2.961	0.024	142,5	13:06:55
23	25 PAM D.Baumann/H.Proczyk	GRT Grasser Racing Team	Lamborghini LP560-4	20	1:50.823	3.137	0.176	142,3	13:40:04
24	52 PRO F.Sladecka/S.Rosina	GRT Grasser Racing Team	Lamborghini LP560-4	18	1:51.148	3.462	0.325	141,9	13:39:20
25	77 GTR M.Thomas/I.Melnikov	MRS GT Racing	McLaren MP4-12C	21	1:51.878	4.192	0.730	140,9	13:39:33
26	50 GTR C.Sdanewitsch/F.Leo	AF Corse	Ferrari 458 Italia GT3	11	1:52.214	4.528	0.336	140,5	13:06:52
27	45 PAM H.Hassid/A.Beltoise	TDS Racing(FRA)	BMW E89 Z4	9	1:53.710	6.024	1.496	138,7	13:00:47
28	18 PRO G.Demoustier/F.Albuquerque	Team WRT	Audi R8 LMS	4	2:05.451	17.765	11.741	125,7	13:00:42

Qualifying Time: 2:09.223 Percent: 120%

Publications Time:

Race Director:

Time Keeping:

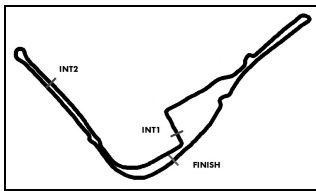
BLANCPAIN Timing

ver: 1.0

www.fiagtseries.com

Page 1/1 printed: 23.11.2013 13:43





FIA GT Series

Class results Free Practice 1

Provisional



Azerbaijan
23-24 November 2013




Baku, Length: 4380 m
Air temperature: 12.9°C
Track temperature: 20.7°C
Weather condition: Dry

Saturday 23.11.2013 12:40

started : 28 classified : 28 not classified : 0

Drivers	Team	Car	Lap	Best Time	Gap	Diff	Kph	Day Time	
CLASS: PRO CUP									
Started: 20			Classified: 20			Not Classified: 0			
1 13	F.Stippler/E.Sandstrom	Belgian Audi Club Team WRT	Audi R8 LMS	21	1:47.701	0.015	0.015	146,4	13:38:43
2 27	R.Bell/K.Estre	Hexis Racing	McLaren MP4-12C	22	1:47.792	0.106	0.091	146,3	13:40:42
3 11	S.Ortelli/L.Vanthoor	Belgian Audi Club Team WRT	Audi R8 LMS	23	1:47.899	0.213	0.107	146,1	13:40:28
4 102	J.Bleekemolen/D.Keilwitz	Callaway(DEU)	Corvette Z06 GT3	17	1:48.079	0.393	0.180	145,9	13:38:42
5 62	O.Webb/B.Hetherington	Fortec Motorsport	Mercedes SLS AMG GT3	24	1:48.229	0.543	0.150	145,7	13:38:33
6 41	N.Tandy/M.Holzer	Trackspeed	Porsche 997 GT3 R	20	1:48.445	0.759	0.216	145,4	13:37:17
7 12	N.Mayr-Melnhof/R.Rast	Team WRT	Audi R8 LMS	15	1:48.562	0.876	0.117	145,2	13:20:10
8 9	S.Loeb/A.Parente	Sebastien Loeb Racing	McLaren MP4-12C	20	1:49.032	1.346	0.310	144,6	13:37:22
9 5	M.Winkelhock/E.Ide	Phoenix Racing	Audi R8 LMS	11	1:49.054	1.368	0.022	144,6	13:09:37
10 44	A.Soucek/O.Turvey	MRS GT Racing	McLaren MP4-12C	16	1:49.120	1.434	0.066	144,5	13:26:09
11 15	A.Sims/S.Dusseldorp	Boutsen Ginion	McLaren MP4-12C	17	1:49.252	1.566	0.098	144,3	13:23:58
12 1	M.Buhk/A.Day	HTP Gravity Charouz	Mercedes SLS AMG GT3	16	1:49.483	1.797	0.231	144,0	13:13:34
13 0	A.Khodair/C.Bueno	BMW Sports Trophy Team Brasil	BMW E89 Z4	12	1:49.621	1.935	0.138	143,8	13:08:30
14 21	R.Zonta/S.Jimenez	BMW Sports Trophy Team Brasil	BMW E89 Z4	14	1:49.868	2.182	0.247	143,5	13:18:05
15 42	M.Ragginger/D.Watts	Trackspeed	Porsche 997 GT3 R	13	1:50.044	2.358	0.176	143,3	13:09:42
16 4	N.Catsburg/M.Martin	BMW SportsTrophy Team Marc V	BMW E89 Z4	22	1:50.165	2.479	0.121	143,1	13:39:05
17 10	A.Zuber/M.Parisy	Sebastien Loeb Racing	McLaren MP4-12C	13	1:50.290	2.604	0.125	143,0	13:10:09
18 22	F.Vervisch/S.Vandoorne	Boutsen Ginion	McLaren MP4-12C	12	1:50.623	2.937	0.333	142,5	13:11:11
19 52	F.Sladecka/S.Rosina	GRT Grasser Racing Team	Lamborghini LP560-4	18	1:51.148	3.462	0.325	141,9	13:39:20
20 18	G.Demoustier/F.Albuquerque	Team WRT	Audi R8 LMS	4	2:05.451	17.765	11.741	125,7	13:00:42





FIA GT Series

Class results Free Practice 1

Provisional



Azerbaijan
23-24 November 2013




Baku, Length: 4380 m
Air temperature: 12.9°C
Track temperature: 20.7°C
Weather condition: Dry

Saturday 23.11.2013 12:40

started : 28 classified : 28 not classified : 0

Drivers	Team	Car	Lap	Best Time	Gap	Diff	Kph	Day Time
CLASS: PRO-AM CUP								
Started: 6			Classified: 6			Not Classified: 0		
1 2 S.Afanasyev/A.Simonsen	HTP Gravity Charouz	Mercedes SLS AMG GT3	23	1:47.686			146,4	13:37:23
1 3 P.Charouz/J.Janis	HTP Gravity Charouz	Mercedes SLS AMG GT3	23	1:49.154	1.468	0.034	144,5	13:39:24
2 7 P.Cunha/M.Stumpf	ACL by Rodrive	Lamborghini LP560-4	25	1:48.722	1.036	0.160	145,0	13:40:40
3 14 C.Campanico/M.Ammermüller	Novadriver	Audi R8 LMS	11	1:50.647	2.961	0.024	142,5	13:06:55
4 25 D.Baumann/H.Proczyk	GRT Grasser Racing Team	Lamborghini LP560-4	20	1:50.823	3.137	0.176	142,3	13:40:04
6 45 H.Hassid/A.Beltoise	TDS Racing(FRA)	BMW E89 Z4	9	1:53.710	6.024	1.496	138,7	13:00:47





FIA GT Series

Class results Free Practice 1

Provisional



Azerbaijan
23-24 November 2013



Baku, Length: 4380 m
Air temperature: 12.9°C
Track temperature: 20.7°C
Weather condition: Dry

Saturday 23.11.2013 12:40

started : 28 classified : 28 not classified : 0

Drivers	Team	Car	Lap	Best Time	Gap	Diff	Kph	Day Time
CLASS: GENTLEMEN TROPHY								
Started: 2			Classified: 2			Not Classified: 0		
2 50 C.Sdanewitsch/F.Leo	AF Corse	Ferrari 458 Italia GT3	11	1:52.214	4.528	0.336	140,5	13:06:52
5 77 M.Thomas/I.Melnikov	MRS GT Racing	McLaren MP4-12C	21	1:51.878	4.192	0.730	140,9	13:39:33

Qualifying Time: 2:09.223 Percent: 120%

Publications Time:

Race Director:

Time Keeping:

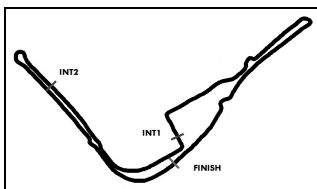
BLANCPAIN Timing

ver: 1.0

www.fiagtseries.com

Page 3/ 3 printed: 23.11.2013 13:43





FIA GT Series

Lap analysis Free Practice 1

Provisional



Azerbaijan
23-24 November 2013



Baku, Length: 4380 m
Air temperature: 12.9°C
Track temperature: 20.7°C
Weather condition: Dry

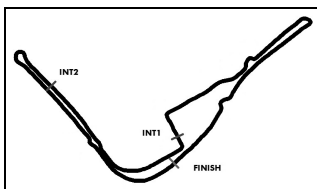
Saturday 23.11.2013 12:40

Lap	Time	SE1	SP1	SE2	SP2	SE3	SP3	Lap	Time	SE1	SP1	SE2	SP2	SE3	SP3
0 Allam Khodair, BRA/ Caca Bueno, BRA								theoretical besttime: 1:49.436							
1	3:11.923	2:00.844		24.806	195	46.273	179	13	2:20.434	59.116		35.528	73	45.790	209
2	2:14.181	1:03.811		24.731	199	45.639	189	14	7:25.093	2:23.810		24.020	204	4:37.263	
3	2:03.547	59.266		22.328	205	41.953	190	15	2:27.134	1:25.688		22.507	208	38.939	197
4	2:00.122	58.154		21.653	207	40.315	196	16	1:59.102	1:00.446		20.922	211	37.734	204
5	1:55.182	57.105		20.180	216	37.897	195	17	2:04.629	1:00.899		26.335	214	37.395	207
6	5:03.340	1:23.073		28.584	125	3:11.683		18	1:53.072	56.783		19.480	225	36.809	213
7	2:07.801	1:03.941		21.478	213	42.382	198	19	7:20.601	1:09.547		27.330	138	5:43.724	
8	2:01.475	55.906		19.941	220	45.628	201	20	2:04.251	1:06.458		20.251	221	37.542	206
9	1:51.235	54.999		19.450	231	36.786	204	21	1:52.550	57.004		19.055	233	36.491	211
10	2:13.241	1:01.192		22.361	177	49.688	204	22	1:51.367	55.567		18.539	237	37.261	210
11	1:58.639	55.392		18.912	233	44.335	205	23		56.196		28.431	131		
12	1:49.621	54.768		18.724	234	36.129	210								

1 Maximilian Buhk, DEU/ Alon Day, ISR								theoretical besttime: 1:48.555							
1	2:15.875	1:11.647		22.848	208	41.380	192	12	1:49.493	55.021		18.704	233	35.768	215
2	2:00.860	59.796		21.125	212	39.939	201	13	1:49.898	54.590		18.816	231	36.492	218
3	1:57.803	58.232		21.069	215	38.502	202	14	1:50.990	54.685		18.840	232	37.465	220
4	1:57.184	57.528		21.753	219	37.903	202	15	2:00.313	55.090		19.838	229	45.385	221
5	1:54.472	57.374		19.552	227	37.546	204	16	1:49.483	55.518		18.459	237	35.506	222
6	4:26.692	57.979		23.905	150	3:04.808		17	3:33.964	55.130		19.668	223	2:19.166	
7	1:57.948	1:01.146		19.651	224	37.151	205	18	2:11.098	1:11.055		21.605	211	38.438	204
8	1:57.191	59.430		20.083	222	37.678	203	19	1:53.812	57.308		20.188	221	36.316	218
9	1:52.715	56.080		19.626	226	37.009	210	20	1:50.575	55.327		19.109	227	36.139	222
10	1:52.241	55.968		19.622	225	36.651	211	21	1:49.814	54.601		19.386	228	35.827	222
11	2:00.802	56.870		19.292	228	44.640	213								

2 Sergei Afanasiev, RUS/ Andreas Simonsen, SWE								theoretical besttime: 1:47.686							
1	3:09.987	1:58.889		25.452	178	45.646	177	14	4:05.868	55.736		21.420	216	2:48.712	
2	2:11.010	1:05.145		24.666	203	41.199	186	15	2:04.898	1:03.913		22.218	213	38.767	188
3	2:06.792	1:03.266		23.120	209	40.406	192	16	1:55.520	57.490		20.071	226	37.959	205
4	2:02.905	59.418		21.957	211	41.530	191	17	1:50.518	55.944		18.650	241	35.924	218
5	6:11.772	1:14.051		26.046	154	4:31.675		18	1:51.557	56.339		19.058	236	36.160	221
6	2:20.823	1:20.484		22.113	208	38.226	197	19	1:50.119	55.401		18.980	240	35.738	220
7	1:55.363	57.119		20.631	219	37.613	202	20	1:49.906	55.394		18.624	243	35.888	222
8	1:54.101	56.373		20.359	223	37.369	205	21	6:51.877	1:05.246		27.591	128	5:19.040	
9	1:56.157	57.700		21.217	220	37.240	204	22	1:58.818	1:00.981		18.660	244	39.177	222
10	1:52.757	55.485		20.532	221	36.740	205	23	1:47.686	53.923		18.042	247	35.721	222
11	1:51.937	55.516		19.691	228	36.730	205	24	1:53.979	54.856		18.889	238	40.234	223
12	1:49.996	54.780		18.801	238	36.415	212	25		54.564		19.808	220		
13	1:53.221	55.768		19.909	227	37.544	208								

3 Petr Charouz, CZE/ Jarek Janis, CZE								theoretical besttime: 1:49.154							
1	4:35.434	3:24.104		25.953	200	45.377	177	13	4:43.724	1:01.652		21.386	212	3:20.686	
2	2:18.179	1:07.281		27.485	194	43.413	189	14	2:13.901	1:13.252		22.227	209	38.422	195
3	2:13.558	1:06.763		24.086	204	42.709	190	15	1:54.627	57.018		20.290	220	37.319	200
4	2:09.405	1:04.783		23.444	205	41.178	190	16	1:53.656	57.432		19.746	226	36.478	205
5	4:35.672	1:21.764		33.367	104	2:40.541		17	1:52.937	56.443		19.042	235	37.452	202
6	2:19.967	1:14.318		23.570	205	42.079	190	18	1:54.645	56.258		20.777	220	37.610	207
7	2:05.945	1:03.846		21.689	210	40.410	198	19	1:51.036	55.982		18.817	237	36.237	206
8	2:03.548	1:01.716		21.922	213	39.910	201	20	6:48.036	1:03.164		22.514	177	5:22.358	
9	2:05.015	1:03.409		20.875	218	40.731	197	21	1:59.826	1:02.967		19.749	228	37.110	206
10	2:02.201	59.880		21.654	211	40.667	201	22	1:50.527	55.261		19.280	233	35.986	210
11	2:01.037	1:00.150		21.718	210	39.169	201	23	1:49.154	54.683		18.617	240	35.854	207
12	2:02.507	1:00.491		21.055	215	40.961	187	24		56.238		19.315	234		



FIA GT Series

Lap analysis Free Practice 1

Provisional



Azerbaijan
23-24 November 2013



Baku, Length: 4380 m
Air temperature: 12.9°C
Track temperature: 20.7°C
Weather condition: Dry

Saturday 23.11.2013 12:40

Lap	Time	SE1	SP1	SE2	SP2	SE3	SP3	Lap	Time	SE1	SP1	SE2	SP2	SE3	SP3
4 Nicky Catsburg, NLD/ Maxime Martin, BEL								theoretical besttime: 1:49.361							
1	2:40.654							13	5:33.714	1:00.479		21.655	209	4:11.580	
2	2:24.151	1:15.028		25.371	194	43.752	164	14	1:58.962	1:02.351		19.523	223	37.088	202
3	2:07.527	1:04.109		23.529	199	39.889	183	15	1:55.724	56.501		21.011	216	38.212	199
4	2:02.936	1:01.511		22.229	202	39.196	180	16	2:05.916	1:05.713		22.104	215	38.099	201
5	2:02.924	1:01.551		21.539	207	39.834	195	17	1:51.153	55.609		19.583	224	35.961	213
6	5:53.825	1:21.399		32.789	108	3:59.637		18	1:51.797	54.886		20.272	228	36.639	214
7	2:14.447	1:10.774		23.480	203	40.193	185	19	8:53.619	56.094		20.080	221	7:37.445	
8	2:01.263	1:00.610		21.370	212	39.283	197	20	2:02.735	1:05.192		19.534	224	38.009	203
9	1:57.210	58.772		20.551	213	37.887	199	21	1:55.100	58.309		20.486	217	36.305	206
10	1:54.829	57.556		19.912	219	37.361	203	22	1:50.165	55.014		19.147	225	36.004	211
11	1:53.338	56.719		19.811	219	36.808	201	23		54.253		19.415	222		
12	1:53.109	56.468		19.684	221	36.957	195								

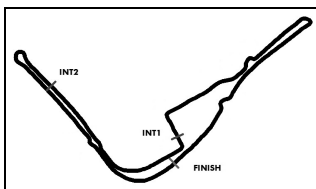
Lap	Time	SE1	SP1	SE2	SP2	SE3	SP3	Lap	Time	SE1	SP1	SE2	SP2	SE3	SP3
5 Markus Winkelhock, DEU/ Enzo Ide, BEL								theoretical besttime: 1:48.163							
1	2:37.702	1:31.847		24.819	201	41.036	188	13	2:10.810	1:08.282		22.412	207	40.116	187
2	2:05.440	1:01.597		23.607	205	40.236	195	14	1:58.115	59.302		20.976	213	37.837	200
3	2:02.768	1:00.780		23.835	204	38.153	203	15	1:54.625	57.422		20.515	213	36.688	206
4	1:57.115	57.498		21.201	211	38.416	196	16	1:54.045	56.829		20.200	219	37.016	207
5	9:25.518	59.594		22.319	206	8:03.605		17	2:02.350	57.388		26.758	215	38.204	208
6	2:03.655	1:05.290		20.964	212	37.401	208	18	1:53.210	56.926		19.634	224	36.650	209
7	1:52.603	55.678		20.033	221	36.892	204	19	7:07.883	1:05.057		24.013	204	5:38.813	
8	1:51.789	55.999		20.034	216	35.756	212	20	2:00.309	1:03.414		20.142	220	36.753	208
9	1:50.126	54.965		19.409	225	35.752	211	21	1:51.328	56.287		19.433	228	35.608	212
10	2:01.054	1:01.861		21.777	206	37.416	212	22	1:49.574	55.181		18.593	237	35.800	210
11	1:49.054	54.191		19.484	220	35.379	213	23		55.807		19.084	221		
12	5:08.293	1:00.764		23.229	210	3:44.300									

Lap	Time	SE1	SP1	SE2	SP2	SE3	SP3	Lap	Time	SE1	SP1	SE2	SP2	SE3	SP3
7 Patrick Pereira da Cunha, PRT/ Matheus Dall Agnol Stumpf, BRA								theoretical besttime: 1:48.722							
1	3:06.183	1:53.763		25.916	180	46.504	176	14	1:54.663	56.081		21.747	219	36.835	212
2	2:11.247	1:05.870		24.541	205	40.836	184	15	5:04.707	56.647		20.733	209	3:47.327	
3	2:04.407	1:01.978		23.423	205	39.006	192	16	2:14.105	1:10.903		22.139	207	41.063	199
4	2:00.292	1:00.117		21.979	209	38.196	199	17	1:54.844	57.387		20.578	216	36.879	201
5	2:01.265	59.777		21.076	214	40.412	151	18	1:52.976	56.650		19.446	230	36.880	202
6	4:17.111	1:23.470		28.345	121	2:25.296		19	1:53.991	55.601		21.548	212	36.842	206
7	2:08.807	1:07.557		21.878	211	39.372	200	20	1:49.711	54.691		19.012	235	36.008	204
8	1:58.258	58.943		21.335	211	37.980	201	21	6:58.018	57.965		24.468	183	5:35.585	
9	1:57.470	58.098		21.591	212	37.781	204	22	2:00.573	1:02.817		20.921	227	36.835	204
10	1:54.755	57.708		20.578	216	36.469	209	23	1:55.130	59.684		19.319	229	36.127	206
11	1:54.468	56.877		20.543	216	37.048	207	24	1:50.359	55.694		18.831	236	35.834	208
12	1:53.899	56.687		20.345	213	36.867	208	25	1:48.722	54.589		18.488	240	35.645	172
13	1:54.390	57.894		19.913	223	36.583	212	26		1:10.076		25.023	186		

Lap	Time	SE1	SP1	SE2	SP2	SE3	SP3	Lap	Time	SE1	SP1	SE2	SP2	SE3	SP3
9 Sebastien Loeb, FRA/ Alvaro Parente, PRT								theoretical besttime: 1:47.844							
1	4:38.400	3:32.410		24.301	205	41.689	180	12	1:49.425	54.857		18.931	236	35.637	216
2	2:03.507	1:01.785		22.434	211	39.288	193	13	5:12.277	55.135		19.128	232	3:58.014	
3	1:58.420	59.089		20.647	209	38.684	203	14	2:01.297	1:02.565		21.657	211	37.075	200
4	2:01.243	1:00.730		20.675	221	39.838	199	15	1:52.160	55.961		19.936	223	36.263	206
5	5:34.393	1:12.101		26.368	180	3:55.924		16	1:50.517	55.147		19.822	222	35.548	208
6	2:16.207	1:12.718		21.449	209	42.040	203	17	1:56.669	54.676		19.002	234	42.991	213
7	2:01.135	58.195		21.394	218	41.546	208	18	10:44.327	55.106		24.790	226	9:24.431	
8	1:53.352	56.691		19.948	226	36.713	204	19	1:59.320	1:02.041		18.869	238	38.410	212
9	1:59.163	1:01.077		20.855	222	37.231	207	20	1:49.032	54.060		18.664	240	36.308	210
10	1:51.141	55.514		19.166	233	36.461	211	21	1:57.258	55.613		19.297	173	42.348	215
11	1:50.330	55.102		19.305	232	35.923	212	22		53.830		18.466	242		

Lap	Time	SE1	SP1	SE2	SP2	SE3	SP3	Lap	Time	SE1	SP1	SE2	SP2	SE3	SP3
10 Andreas Zuber, AUT/ Mike Parisy, FRA								theoretical besttime: 1:49.283							
1	2:35.878							14	4:02.015	56.742		20.152	224	2:45.121	
2	2:32.596	1:22.438		25.487	182	44.671	164	15	2:15.486	1:13.185		22.735	212	39.566	192
3	2:08.742	1:06.325		22.113	213	40.304	187	16	2:05.152	1:04.709		22.192	214	38.251	201
4	2:00.464	1:00.250		21.288	216	38.926	195	17	1:59.850	1:00.706		20.864	218	38.280	203





FIA GT Series

Lap analysis Free Practice 1



Azerbaijan
23-24 November 2013

Provisional

Baku, Length: 4380 m
Air temperature: 12.9°C
Track temperature: 20.7°C
Weather condition: Dry

Saturday 23.11.2013 12:40



Lap	Time	SE1	SP1	SE2	SP2	SE3	SP3	Lap	Time	SE1	SP1	SE2	SP2	SE3	SP3
5	2:02.881	1:02.228		20.913	221	39.740	189	18	1:56.357	58.569		20.351	222	37.437	209
6	5:17.933	1:20.908		31.635	115	3:25.390		19	1:56.592	57.270		21.275	224	38.047	209
7	2:04.158	1:04.997		20.455	219	38.706	195	20	1:54.973	56.524		19.852	230	38.597	210
8	1:58.638	57.455		21.533	212	39.650	197	21	7:09.170	58.730		20.294	209	5:50.146	
9	1:58.550	58.999		21.050	216	38.501	196	22	2:01.479	1:03.331		20.228	230	37.920	210
10	1:54.586	56.405		20.858	226	37.323	202	23	1:51.532	55.854		18.852	240	36.826	208
11	1:52.235	55.327		19.568	228	37.340	200	24	1:50.534	55.331		18.947	238	36.256	211
12	1:52.058	55.822		19.676	226	36.560	204	25		54.582		18.636	243		
13	1:50.290	55.025		19.200	231	36.065	208								

11 Stephane Ortelli, MCO/ Laurens Vanthoor, BEL

theoretical besttime: 1:47.752

1	3:47.197	2:40.755		24.985	198	41.457	184	13	6:25.046	54.795		21.099	214	5:09.152	
2	4:41.615	1:04.319		24.102	202	3:13.194		14	2:16.452	1:09.012		25.855	116	41.585	199
3	2:05.468	1:04.290		22.052	205	39.126	199	15	1:58.660	59.261		22.428	224	36.971	206
4	4:53.792	1:04.359		24.361	202	3:25.072		16	1:51.674	56.645		18.856	236	36.173	211
5	2:02.694	1:03.455		21.614	210	37.625	208	17	1:57.210	56.366		24.823	201	36.021	211
6	1:56.124	58.794		20.791	207	36.539	208	18	1:50.582	55.772		18.544	238	36.266	211
7	1:57.448	57.638		21.667	170	38.143	211	19	6:03.110	1:01.171		21.762	184	4:40.177	
8	1:51.942	55.617		19.643	222	36.682	214	20	1:57.251	1:02.122		19.221	230	35.908	211
9	1:49.382	54.812		19.011	228	35.559	209	21	1:48.803	54.813		18.631	237	35.359	209
10	1:52.718	57.466		19.430	226	35.822	216	22	1:51.414	56.513		19.222	237	35.679	210
11	1:53.598	56.200		20.255	224	37.143	217	23	1:47.899	54.260		18.496	238	35.143	214
12	1:48.666	54.113		18.654	233	35.899	202	24		1:00.515		23.217	212		

12 Niki Mayr-Melnhof, AUT/ Rene Rast, DEU

theoretical besttime: 1:48.024

1	3:49.285	2:39.212		26.120	145	43.953	192	10	1:49.727	54.785		18.750	233	36.192	218
2	2:08.881	1:05.068		22.918	209	40.895	197	11	3:55.984	57.557		20.708	216	2:37.719	
3	9:14.465	1:10.222		26.301	135	7:37.942		12	2:06.823	1:07.543		21.506	215	37.774	193
4	2:08.361	1:08.907		21.118	213	38.336	198	13	1:53.558	56.843		19.848	230	36.867	199
5	1:58.108	1:00.729		20.063	219	37.316	205	14	1:51.687	55.953		19.327	229	36.407	205
6	1:52.188	56.713		19.400	224	36.075	208	15	1:48.562	54.777		19.074	233	34.711	206
7	1:51.564	56.022		19.467	224	36.075	210	16	2:07.676	1:12.103		19.365	236	36.208	205
8	1:52.012	55.225		20.312	219	36.475	210	17		55.344		1:32.163	48		
9	1:48.839	54.912		18.536	235	35.391	219								

13 Frank Stippler, DEU/ Edward Sandstrom, SWE

theoretical besttime: 1:46.498

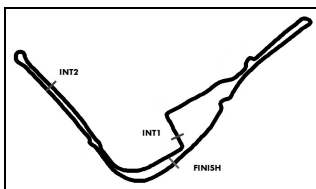
1	3:45.905	2:37.706		25.809	198	42.390	176	12	1:52.073	56.732		19.472	228	35.869	213
2	2:10.171	1:04.293		24.417	203	41.461	178	13	4:30.546	1:18.493		21.075	217	2:50.978	
3	10:03.546	1:02.115		23.499	204	8:37.932		14	2:07.538	1:05.020		24.357	196	38.161	195
4	2:14.208	1:12.422		23.116	203	38.670	190	15	1:55.782	58.753		20.143	218	36.886	201
5	1:59.780	59.214		21.692	206	38.874	200	16	1:51.340	56.103		18.985	232	36.252	202
6	1:56.106	57.806		20.824	213	37.476	200	17	1:52.027	56.982		18.595	239	36.450	207
7	1:54.887	57.306		20.254	217	37.327	205	18	7:29.418	56.505		18.240	243	6:14.673	
8	1:52.335	56.350		19.761	221	36.224	208	19	1:55.155	1:02.112		18.487	238	34.556	211
9	1:51.629	55.534		19.901	221	36.194	211	20	1:48.373	55.203		18.096	243	35.074	213
10	1:50.479	55.209		19.162	228	36.108	210	21	1:47.701	53.846		18.157	244	35.698	214
11	1:54.729	58.031		20.545	222	36.153	213	22		54.099		18.186	244		

14 Cesar Campanico, PRT/ Michael Ammermüller, DEU

theoretical besttime: 1:50.521

1	3:03.393	1:48.060		26.888	196	48.445	169	13	2:30.540	1:22.856		25.051	195	42.633	176
2	2:07.790	1:03.699		22.890	206	41.201	188	14	2:05.538	1:03.920		22.778	203	38.840	189
3	2:05.295	1:01.974		22.077	203	41.244	184	15	2:01.798	1:01.706		21.767	205	38.325	192
4	2:00.462	1:00.238		20.770	218	39.454	195	16	1:56.386	58.342		20.841	210	37.203	199
5	5:59.707	1:01.994		21.667	214	4:36.046		17	1:57.335	59.406		20.603	214	37.326	201
6	2:13.852	1:12.543		23.185	199	38.124	197	18	1:57.275	57.369		21.264	204	38.642	200
7	1:55.907	57.643		19.999	221	38.265	193	19	1:53.210	56.538		20.080	217	36.592	203
8	1:54.218	57.398		19.786	225	37.034	201	20	7:39.734	1:04.759		21.529	207	6:13.446	
9	1:52.175	56.425		19.051	234	36.699	205	21	2:07.633	1:08.594		21.194	194	37.845	200
10	1:51.599	55.877		19.077	234	36.645	208	22	1:57.548	59.226		20.045	226	38.277	204
11	1:50.647	55.719		18.788	237	36.140	213	23		55.755		19.305	229		
12	5:42.954	56.949		18.662	238	4:27.343									





FIA GT Series

Lap analysis Free Practice 1

Provisional



Azerbaijan
23-24 November 2013



Baku, Length: 4380 m
Air temperature: 12.9°C
Track temperature: 20.7°C
Weather condition: Dry

Saturday 23.11.2013 12:40

Lap	Time	SE1	SP1	SE2	SP2	SE3	SP3	Lap	Time	SE1	SP1	SE2	SP2	SE3	SP3
15	Alexander Sims, GBR/ Stef Dusseldorp, NLD							theoretical besttime: 1:49.235							
1	5:44.451	1:56.845		25.068	191	3:22.538		12	1:53.817	57.280		19.091	233	37.446	204
2	2:10.832	1:07.959		23.541	209	39.332	191	13	1:51.761	56.002		19.541	228	36.218	211
3	1:58.744	59.968		20.910	217	37.866	201	14	1:53.282	56.278		18.965	234	38.039	211
4	6:06.959	59.333		21.463	156	4:46.163		15	1:49.881	55.432		18.609	238	35.840	213
5	2:26.728	1:19.364		25.158	206	42.206	190	16	1:54.456	56.705		19.087	235	38.664	211
6	2:01.853	1:00.687		22.206	211	38.960	194	17	1:49.252	54.874		18.626	237	35.752	214
7	2:03.284	58.656		21.654	176	42.974	192	18	11:46.511	56.991		19.650	229	10:29.870	
8	1:57.860	57.884		21.957	214	38.019	199	19	2:00.590	1:04.053		19.670	229	36.867	200
9	1:55.662	56.777		20.971	216	37.914	204	20	1:50.064	54.919		18.778	238	36.367	207
10	4:16.387	57.067		20.384	224	2:58.936		21		55.459		21.688	175		
11	2:02.562	1:05.407		19.662	231	37.493	204								

18	Gregoire Demoustier, FRA/ Filipe Albuquerque, PRT							theoretical besttime: 1:28.019							
1	3:27.763							4	2:05.451						
2	2:27.485							5	38:29.424						
3	12:41.950							6		1:06.594		21.425	213		

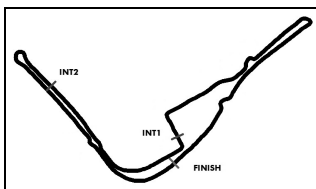
21	Ricardo Zonta, BRA/ Sergio Jimenez, BRA							theoretical besttime: 1:49.227							
1	3:07.293	1:55.394		25.787	176	46.112	179	11	2:12.842	1:15.122		20.850	214	36.870	203
2	2:12.639	1:06.614		23.819	204	42.206	181	12	1:52.019	56.447		19.380	226	36.192	210
3	2:06.339	1:03.334		23.308	203	39.697	193	13	1:50.873	56.484		18.622	237	35.767	212
4	1:58.114	59.351		20.741	215	38.022	201	14	1:49.868	54.969		18.491	239	36.408	213
5	6:33.738	58.474		20.365	218	5:14.899		15	5:31.034	56.856		23.200	200	4:10.978	
6	2:26.886	1:21.163		25.717	186	40.006	191	16	10:13.465	1:13.608		22.297	213	8:37.560	
7	2:03.325	1:02.713		22.036	205	38.576	194	17	2:04.007	1:04.813		20.097	221	39.097	207
8	1:57.955	59.070		21.413	211	37.472	202	18	1:51.927	56.782		18.858	232	36.287	208
9	2:06.913	1:02.623		22.603	207	41.687	204	19	1:53.685	56.963		19.037	228	37.685	213
10	5:46.538	1:01.860		20.689	216	4:23.989		20		55.585		21.568	207		

22	Frederic Vervisch, BEL/ Stoffel Vandoorne, BEL							theoretical besttime: 1:50.090							
1	5:49.907	1:41.771		29.287	184	3:38.849		10	1:51.913	55.820		19.410	234	36.683	209
2	2:31.196	1:20.575		25.363	192	45.258	183	11	1:50.962	55.126		19.397	232	36.439	210
3	2:05.033	1:02.616		22.090	214	40.327	193	12	1:50.623	55.278		19.273	233	36.072	212
4	5:10.278	1:07.952		25.810	207	3:36.516		13	5:16.067	58.560		20.353	229	3:57.154	
5	2:12.674	1:08.668		22.457	213	41.549	198	14	2:06.407	1:07.211		21.115	220	38.081	208
6	2:04.025	58.623		22.280	215	43.122	199	15	1:53.127	57.525		18.991	236	36.611	210
7	1:56.963	57.393		21.437	214	38.133	203	16	1:52.211	57.241		18.892	243	36.078	207
8	1:54.997	57.305		20.040	226	37.652	207	17		55.620		54.189	208		
9	1:52.806	55.942		19.502	234	37.362	207								

25	Dominik Baumann, DEU/ Hari Proczyk, AUT							theoretical besttime: 1:50.823							
1	3:31.540	2:19.341		26.155	188	46.044	177	12	10:58.047	56.710		19.774	228	9:41.563	
2	2:12.324	1:06.685		24.345	207	41.294	189	13	2:14.450	1:11.181		23.435	207	39.834	181
3	2:15.134	1:05.988		28.282	206	40.864	196	14	2:03.882	1:02.336		21.776	219	39.770	201
4	2:02.183	1:01.722		21.999	213	38.462	202	15	2:00.620	1:00.435		23.227	210	36.958	201
5	5:44.134	1:01.892		27.756	166	4:14.486		16	1:54.166	57.422		20.182	223	36.562	204
6	2:10.143	1:10.471		21.448	215	38.224	202	17	7:14.824	1:03.507		23.116	210	5:48.201	
7	2:00.478	1:01.228		21.701	219	37.549	207	18	2:00.241	1:02.863		20.595	222	36.783	202
8	1:56.004	57.471		20.384	225	38.149	208	19	1:52.155	55.897		19.492	230	36.766	206
9	2:00.818	57.732		25.940	185	37.146	213	20	1:50.823	55.613		19.352	232	35.858	206
10	1:56.144	57.276		20.943	177	37.925	212	21		57.911		27.495	164		
11	2:05.738	1:00.774		22.904	164	42.060	209								

27	Rob Bell, GBR/ Kevin Estre, FRA							theoretical besttime: 1:47.647							
1	2:39.672	1:31.076		26.564	200	42.032	186	13	2:16.024	1:13.241		22.742	209	40.041	194
2	5:51.660	1:03.204		23.290	205	4:25.166		14	1:57.091	59.803		20.040	224	37.248	205
3	6:57.719	1:05.836		21.259	212	5:30.624		15	1:53.478	56.321		19.765	223	37.392	205
4	2:05.181	1:05.511		21.897	208	37.773	206	16	2:00.820	57.626		26.298	226	36.896	207
5	1:55.530	57.648		20.805	215	37.077	209	17	1:51.982	56.174		19.434	233	36.374	212
6	1:56.128	57.976		20.774	220	37.378	204	18	6:42.197	1:02.822		22.142	188	5:17.233	





FIA GT Series

Lap analysis Free Practice 1

Provisional



Azerbaijan
23-24 November 2013



Baku, Length: 4380 m
Air temperature: 12.9°C
Track temperature: 20.7°C
Weather condition: Dry

Saturday 23.11.2013 12:40

Lap	Time	SE1	SP1	SE2	SP2	SE3	SP3	Lap	Time	SE1	SP1	SE2	SP2	SE3	SP3
7	1:53.509	56.942		19.555	227	37.012	208	19	1:58.220	1:01.895		19.949	223	36.376	214
8	1:51.576	56.348		18.640	241	36.588	207	20	1:49.021	54.835		18.687	238	35.499	218
9	1:51.147	55.796		18.425	244	36.926	210	21	1:49.120	55.143		18.588	243	35.389	220
10	1:51.014	55.329		19.072	236	36.613	212	22	1:47.792	54.749		18.383	244	34.660	182
11	1:49.197	55.059		18.238	247	35.900	211	23		1:08.840		25.041	168		
12	5:54.478	56.035		18.503	246	4:39.940									

41 Nick Tandy, GBR/ Marco Holzer, DEU

theoretical besttime: 1:48.424

1	2:27.351							12	7:33.509	1:00.002		22.140	204	6:11.367	
2	2:13.130	1:09.876		22.380	210	40.874	188	13	2:06.216	1:04.437		22.937	162	38.842	210
3	2:03.616	1:02.813		22.969	208	37.834	200	14	1:58.911	1:00.163		21.122	218	37.626	212
4	1:54.977	57.729		19.965	226	37.283	204	15	1:53.355	57.073		19.762	223	36.520	213
5	1:53.859	57.446		19.538	228	36.875	204	16	4:04.585	57.409		19.700	222	2:47.476	
6	6:34.229	1:02.427		26.201	185	5:05.601		17	2:02.747	1:01.594		19.257	230	41.896	213
7	2:13.539	1:07.391		22.560	208	43.588	197	18	6:51.627	1:04.483		22.160	204	5:24.984	
8	1:55.661	58.010		19.865	226	37.786	204	19	2:03.682	1:01.425		18.677	239	43.580	217
9	1:53.563	57.142		19.227	230	37.194	208	20	1:48.445	53.755		18.295	243	36.395	204
10	1:52.571	56.562		19.100	234	36.909	210	21	1:54.043	55.771		18.463	241	39.809	219
11	1:51.479	55.980		18.650	241	36.849	211	22		53.734		18.604	240		

42 Martin Ragginger, AUT/ Daniel Watts, GBR

theoretical besttime: 1:49.725

1	2:25.227							14	4:10.318	56.677		20.337	220	2:53.304	
2	2:17.835	1:13.254		23.826	204	40.755	190	15	2:09.717	1:07.858		23.126	209	38.733	204
3	2:04.480	1:02.131		23.396	204	38.953	196	16	1:54.653	56.603		21.131	211	36.919	209
4	1:57.232	58.161		21.186	210	37.885	202	17	1:52.856	56.118		20.134	216	36.604	214
5	1:58.389	58.560		21.774	209	38.055	205	18	1:53.837	56.826		20.480	219	36.531	217
6	5:29.871	1:12.018		26.157	185	3:51.696		19	1:51.148	55.209		19.871	218	36.068	216
7	2:08.306	1:07.992		23.352	206	36.962	207	20	1:50.917	55.232		19.614	222	36.071	216
8	1:54.114	56.182		20.202	217	37.730	206	21	7:50.640	58.796		20.967	211	6:30.877	
9	1:54.584	56.383		20.513	217	37.688	204	22	2:01.993	1:03.142		21.278	210	37.573	215
10	1:57.234	58.435		19.916	218	38.883	207	23	1:50.270	55.307		18.851	238	36.112	214
11	1:50.822	55.356		19.452	223	36.014	213	24	2:57.740	55.131		18.971	233	1:43.638	
12	1:53.712	55.034		19.685	222	38.993	212	25		1:09.267		26.034	166		
13	1:50.044	55.027		19.170	228	35.847	213								

44 Andy Soucek, ESP/ Oliver Turvey, GBR

theoretical besttime: 1:49.120

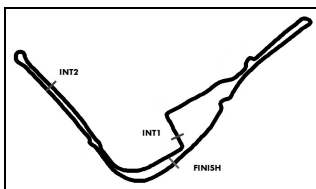
1	4:13.025	1:50.386		26.138	195	1:56.501		11	1:56.334	58.652		19.797	233	37.885	206
2	2:10.832	1:06.515		22.993	210	41.324	193	12	6:29.561	1:07.820		23.274	204	4:58.467	
3	2:01.775	1:00.364		22.011	211	39.400	194	13	2:04.343	1:06.320		20.896	218	37.127	209
4	2:00.848	59.391		21.480	216	39.977	194	14	1:50.400	54.919		19.776	227	35.705	211
5	8:53.053	1:04.867		26.816	201	7:21.370		15	1:52.719	55.546		20.400	222	36.773	211
6	2:37.249	1:25.536		27.059	191	44.654	180	16	1:49.120	54.654		18.905	237	35.561	217
7	2:12.071	1:05.911		23.060	213	43.100	199	17	9:42.901	59.569		22.892	176	8:20.440	
8	2:01.313	1:00.972		21.287	218	39.054	199	18	2:06.892	1:07.837		20.181	230	38.874	206
9	1:59.382	59.950		20.960	224	38.472	203	19	1:55.629	57.952		19.087	240	38.590	207
10	1:56.765	58.767		20.105	229	37.893	203	20		59.120		26.405	158		

45 Henry Hassid, FRA/ Anthony Beltoise, FRA

theoretical besttime: 1:53.466

1	3:03.687	1:49.420		26.670	194	47.597	176	14	2:02.935	1:01.448		22.542	206	38.945	192
2	2:13.318	1:07.605		24.374	203	41.339	175	15	2:01.607	1:01.218		21.242	211	39.147	193
3	2:04.562	1:01.875		22.692	207	39.995	186	16	1:59.123	59.295		20.897	214	38.931	198
4	1:59.578	59.703		21.023	218	38.852	191	17	1:59.844	59.327		22.251	206	38.266	196
5	2:01.316	59.922		20.651	219	40.743	172	18	1:59.089	59.245		21.280	213	38.564	202
6	3:33.547	1:21.065		30.578	113	1:41.904		19	1:57.328	58.245		21.015	211	38.068	203
7	2:02.951	1:04.383		20.534	221	38.034	196	20	2:37.081	58.228		59.797	199	39.056	200
8	1:54.330	56.828		19.844	227	37.658	200	21	2:04.400	1:00.959		21.392	209	42.049	130
9	1:53.710	56.344		19.672	228	37.694	202	22	5:49.602	1:16.307		25.062	177	4:08.233	
10	1:55.070	56.996		19.988	224	38.086	204	23	2:07.697	1:06.876		21.570	202	39.251	208
11	1:55.450	58.110		19.890	226	37.450	204	24	1:57.269	58.119		20.972	211	38.178	207
12	3:47.902	58.154		20.461	219	2:29.287		25	1:57.165	58.673		20.536	214	37.956	209
13	2:15.393	1:11.917		23.361	202	40.115	184	26		57.329		20.525	214		





FIA GT Series

Lap analysis Free Practice 1

Provisional



Azerbaijan
23-24 November 2013



Baku, Length: 4380 m
Air temperature: 12.9°C
Track temperature: 20.7°C
Weather condition: Dry

Saturday 23.11.2013 12:40

Lap	Time	SE1	SP1	SE2	SP2	SE3	SP3	Lap	Time	SE1	SP1	SE2	SP2	SE3	SP3
50	Claudio Sdanewitsch, DEU/ Federico Leo, ITA							theoretical besttime: 1:52.214							
1	4:15.669	1:43.584		28.389	201	2:03.696		13	2:24.071	1:15.584		25.147	154	43.340	182
2	2:17.356	1:10.797		24.606	205	41.953	183	14	2:11.594	1:06.432		23.168	208	41.994	189
3	2:04.246	1:01.581		22.893	209	39.772	190	15	2:06.483	1:03.244		23.186	211	40.053	196
4	2:07.235	1:04.655		21.896	216	40.684	195	16	2:02.840	1:01.662		21.757	218	39.421	195
5	4:20.384	1:15.029		26.783	181	2:38.572		17	2:10.059	1:07.485		23.280	214	39.294	199
6	2:07.700	1:06.978		22.008	212	38.714	193	18	2:02.495	1:01.346		22.242	213	38.907	201
7	1:56.148	57.691		20.953	217	37.504	200	19	2:05.924	1:03.164		23.077	221	39.683	201
8	1:54.750	57.363		20.554	221	36.833	202	20	7:25.698	1:05.640		26.442	168	5:53.616	
9	2:01.602	1:01.917		21.849	191	37.836	201	21	2:16.712	1:08.926		22.966	219	44.820	199
10	1:54.895	56.690		20.243	223	37.962	205	22	2:06.508	59.855		23.010	206	43.643	175
11	1:52.214	56.179		19.849	226	36.186	206	23	2:04.129	1:02.379		21.615	219	40.135	200
12	4:01.096	1:00.798		20.915	226	2:39.383		24		1:01.583		26.089	182		

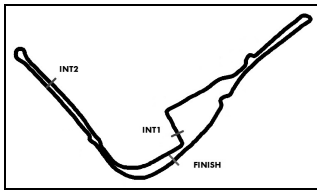
Lap	Time	SE1	SP1	SE2	SP2	SE3	SP3	Lap	Time	SE1	SP1	SE2	SP2	SE3	SP3
52	Filip Sladecka, SVK/ Stefan Rosina, SVK							theoretical besttime: 1:51.148							
1	3:32.553	2:20.403		26.062	200	46.088	177	11	1:57.474	58.685		21.414	216	37.375	208
2	2:14.946	1:10.013		24.482	204	40.451	186	12	5:31.606	57.453		21.483	212	4:12.670	
3	2:09.090	1:03.781		24.982	184	40.327	195	13	8:43.647	1:11.544		23.069	207	7:09.034	
4	2:02.078	1:00.679		22.647	208	38.752	197	14	2:07.014	1:08.922		20.025	223	38.067	191
5	5:11.094	1:01.709		25.865	140	3:43.520		15	1:55.731	58.164		20.297	225	37.270	202
6	2:35.796	1:11.137		43.146	125	41.513	202	16	9:29.323	1:00.078		26.157	138	8:03.088	
7	2:01.902	1:00.635		22.684	207	38.583	182	17	1:59.392	1:02.950		19.354	233	37.088	202
8	2:00.510	1:00.093		22.608	211	37.809	204	18	1:51.148	55.175		19.093	235	36.880	206
9	1:58.073	57.596		21.990	210	38.487	206	19		56.790		19.202	232		
10	1:59.195	57.489		23.216	211	38.490	200								

Lap	Time	SE1	SP1	SE2	SP2	SE3	SP3	Lap	Time	SE1	SP1	SE2	SP2	SE3	SP3
62	Oli Webb, GBR/ Benji Hetherington, GBR							theoretical besttime: 1:47.990							
1	3:02.941	1:46.853		27.228	198	48.860	169	14	3:51.532	57.191		21.312	218	2:33.029	
2	2:16.455	1:07.744		24.565	203	44.146	185	15	2:07.395	1:05.515		21.675	213	40.205	209
3	2:09.923	1:02.866		23.963	205	43.094	190	16	1:54.436	57.935		19.727	224	36.774	215
4	2:07.852	1:03.800		22.770	207	41.282	192	17	1:51.192	55.935		19.237	231	36.020	219
5	4:57.468	1:01.729		21.677	210	3:34.062		18	1:51.537	56.369		19.165	232	36.003	219
6	2:07.928	1:06.122		21.640	211	40.166	197	19	1:50.957	55.979		18.986	237	35.992	220
7	1:57.580	58.192		20.594	216	38.794	203	20	1:52.281	55.446		19.339	233	37.496	217
8	2:00.708	59.070		22.230	209	39.408	203	21	7:06.479	55.488		18.594	237	5:52.397	
9	2:00.304	58.930		21.458	212	39.916	207	22	1:57.166	1:01.489		18.690	235	36.987	219
10	2:06.247	1:02.154		23.186	210	40.907	208	23	1:48.754	54.822		18.717	236	35.215	221
11	1:54.253	56.808		19.730	222	37.715	212	24	1:48.229	54.279		18.496	238	35.454	220
12	1:53.637	56.080		19.319	225	38.238	210	25	1:49.778	54.625		18.837	232	36.316	221
13	1:57.694	57.390		20.496	222	39.808	208	26		1:00.776		25.462	194		

Lap	Time	SE1	SP1	SE2	SP2	SE3	SP3	Lap	Time	SE1	SP1	SE2	SP2	SE3	SP3
77	Mark Thomas, CAN/ Ilya Melnikov, AUT							theoretical besttime: 1:51.452							
1	4:01.573	2:47.957		26.957	183	46.659	171	12	2:01.385	1:00.797		20.614	219	39.974	196
2	4:40.657	1:12.651		24.972	197	3:03.034		13	5:15.427	1:02.626		20.521	220	3:52.280	
3	2:27.292	1:19.608		24.651	193	43.033	178	14	2:27.080	1:19.231		25.929	201	41.920	187
4	4:17.594	1:26.556		33.461	123	2:17.577		15	2:04.134	1:02.514		22.133	210	39.487	194
5	2:24.098	1:15.777		24.299	189	44.022	184	16	2:04.221	1:00.689		23.376	211	40.156	207
6	2:09.443	1:04.953		22.290	205	42.200	192	17	1:58.021	57.756		20.877	216	39.388	206
7	2:08.709	1:04.633		22.304	204	41.772	187	18	7:23.525	1:01.679		25.264	200	5:56.582	
8	2:06.913	1:04.610		21.259	213	41.044	195	19	2:03.455	1:04.091		20.640	218	38.724	206
9	2:03.719	1:02.874		21.158	214	39.687	196	20	1:55.641	58.349		19.500	235	37.792	206
10	2:06.150	1:01.668		23.816	202	40.666	197	21	1:51.878	56.884		19.509	229	35.485	211
11	2:02.452	1:01.843		20.691	216	39.918	196	22		56.467		24.704	153		

Lap	Time	SE1	SP1	SE2	SP2	SE3	SP3	Lap	Time	SE1	SP1	SE2	SP2	SE3	SP3
102	Jeroen Bleekemolen, NLD/ Daniel Keilwitz, DEU							theoretical besttime: 1:47.814							
1	3:00.435	1:44.838		27.463	206	48.134	169	10	11:41.931	55.650		19.676	233	10:26.605	
2	2:12.279	1:04.882		23.721	213	43.676	184	11	2:01.341	1:05.265		19.872	234	36.204	213
3	2:03.370	1:01.179		21.338	220	40.853	188	12	1:48.450	54.080		18.794	242	35.576	214
4	2:00.632	59.773		20.781	222	40.078	195	13	1:53.361	56.170		19.788	238	37.403	213
5	11:15.313	1:01.124		20.560	222	9:53.629		14	7:18.771	57.519		19.278	240	6:01.974	
6	2:07.682	1:06.329		22.768	211	38.585	189	15	1:58.673	1:02.564		19.559	235	36.550	203





FIA GT Series

Lap analysis Free Practice 1

Provisional



Azerbaijan
23-24 November 2013




Baku, Length: 4380 m
Air temperature: 12.9°C
Track temperature: 20.7°C
Weather condition: Dry

Saturday 23.11.2013 12:40

Lap	Time	SE1	SP1	SE2	SP2	SE3	SP3	Lap	Time	SE1	SP1	SE2	SP2	SE3	SP3
7	1:56.322	58.591		20.356	229	37.375	201	16	1:49.571	54.392		19.087	237	36.092	208
8	1:54.076	57.137		20.216	232	36.723	205	17	1:48.079	53.820		18.418	242	35.841	215
9	1:52.349	55.819		19.984	232	36.546	201	18		54.141		18.534	243		





FIA GT Series

Result List Free Practice 2

Provisional



Azerbaijan
23-24 November 2013



Baku, Length: 4380 m
Air temperature: 11.1°C
Track temperature: 14.9°C
Weather condition: Dry

Saturday 23.11.2013 15:04

started : 27 classified : 27 not classified : 0

	Cl.	Drivers	Team	Car	Lap	Best Time	Gap	Diff	Kph	Day Time
1	12	PRO N.Mayr-Melnhof/R.Rast	Team WRT	Audi R8 LMS	27	1:43.228			152,7	16:01:57
2	5	PRO M.Winkelhock/E.Ide	Phoenix Racing	Audi R8 LMS	31	1:43.348	0.120	0.120	152,6	16:05:45
3	10	PRO A.Zuber/M.Parisy	Sebastien Loeb Racing	McLaren MP4-12C	29	1:43.617	0.389	0.269	152,2	16:05:09
4	0	PRO A.Khodair/C.Bueno	BMW Sports Trophy Team Brasil	BMW E89 Z4	22	1:43.995	0.767	0.378	151,6	15:57:27
5	41	PRO N.Tandy/M.Holzer	Trackspeed	Porsche 997 GT3 R	25	1:44.084	0.856	0.089	151,5	16:06:34
6	27	PRO R.Bell/K.Estre	Hexis Racing	McLaren MP4-12C	21	1:44.222	0.994	0.138	151,3	16:01:12
7	9	PRO S.Loeb/A.Parente	Sebastien Loeb Racing	McLaren MP4-12C	21	1:44.326	1.098	0.104	151,1	15:54:52
8	15	PRO A.Sims/S.Dusseldorp	Boutsen Ginion	McLaren MP4-12C	25	1:44.340	1.112	0.014	151,1	15:56:57
9	62	PRO O.Webb/B.Hetherington	Fortec Motorsport	Mercedes SLS AMG GT3	27	1:44.416	1.188	0.076	151,0	16:01:22
10	4	PRO N.Catsburg/M.Martin	BMW Sports Trophy Team Marc VD	BMW E89 Z4	26	1:44.654	1.426	0.238	150,7	16:06:28
11	44	PRO A.Soucek/O.Turvey	MRS GT Racing	McLaren MP4-12C	22	1:44.684	1.456	0.030	150,6	15:56:12
12	13	PRO F.Stippler/E.Sandstrom	Belgian Audi Club Team WRT	Audi R8 LMS	17	1:44.700	1.472	0.016	150,6	15:47:59
13	11	PRO S.Ortelli/L.Vanthoor	Belgian Audi Club Team WRT	Audi R8 LMS	25	1:44.968	1.740	0.268	150,2	16:05:58
14	2	PAM S.Afanasiev/A.Simonsen	HTP Gravity Charouz	Mercedes SLS AMG GT3	23	1:45.060	1.832	0.092	150,1	15:57:02
15	22	PRO F.Vervisch/S.Vandoorne	Boutsen Ginion	McLaren MP4-12C	25	1:45.294	2.066	0.234	149,8	16:05:12
16	7	PAM P.Cunha/M.Stumpf	ACL by Rodrive	Lamborghini LP560-4	28	1:45.422	2.194	0.128	149,6	16:03:41
17	42	PRO M.Ragginger/D.Watts	Trackspeed	Porsche 997 GT3 R	8	1:45.658	2.430	0.236	149,2	15:30:10
18	21	PRO R.Zonta/S.Jimenez	BMW Sports Trophy Team Brasil	BMW E89 Z4	19	1:45.721	2.493	0.063	149,1	15:55:33
19	14	PAM C.Campanico/M.Ammermüller	Novadriver	Audi R8 LMS	24	1:45.738	2.510	0.017	149,1	16:04:21
20	3	PAM P.Charouz/J.Janis	HTP Gravity Charouz	Mercedes SLS AMG GT3	28	1:45.917	2.689	0.179	148,9	16:07:57
21	52	PRO F.Sladecka/S.Rosina	GRT Grasser Racing Team	Lamborghini LP560-4	18	1:46.452	3.224	0.535	148,1	15:51:46
22	50	GTR C.Sdanevitsch/F.Leo	AF Corse	Ferrari 458 Italia GT3	20	1:46.551	3.323	0.099	148,0	15:50:14
23	25	PAM D.Baumann/H.Proczyk	GRT Grasser Racing Team	Lamborghini LP560-4	24	1:46.682	3.454	0.131	147,8	15:58:43
24	18	PRO G.Demoustier/F.Albuquerque	Team WRT	Audi R8 LMS	16	1:46.889	3.661	0.207	147,5	15:40:55
25	45	PAM H.Hassid/A.Beltoise	TDS Racing(FRA)	BMW E89 Z4	16	1:47.755	4.527	0.866	146,3	15:37:52
26	1	PRO M.Buhk/A.Day	HTP Gravity Charouz	Mercedes SLS AMG GT3	4	1:48.338	5.110	0.583	145,5	15:29:19
27	77	GTR M.Thomas/I.Melnikov	MRS GT Racing	McLaren MP4-12C	19	1:51.130	7.902	2.792	141,9	15:57:19

Qualifying Time: 2:03.873 Percent: 120%

Publications Time:

Race Director:

Time Keeping:


BLANCPAIN Timing

ver: 1.0

www.fiagtseries.com

Page 1/1 printed: 23.11.2013 16:11





FIA GT Series

Class results Free Practice 2

Provisional



Azerbaijan
23-24 November 2013




Baku, Length: 4380 m
Air temperature: 11.1°C
Track temperature: 14.9°C
Weather condition: Dry

Saturday 23.11.2013 15:04

started : 27 classified : 27 not classified : 0

Drivers	Team	Car	Lap	Best Time	Gap	Diff	Kph	Day Time
CLASS: PRO CUP								
Started: 19			Classified: 19			Not Classified: 0		
1 12 N.Mayr-Melnhof/R.Rast	Team WRT	Audi R8 LMS	27	1:43.228			152,7	16:01:57
2 5 M.Winkelhock/E.Ide	Phoenix Racing	Audi R8 LMS	31	1:43.348	0.120	0.120	152,6	16:05:45
3 10 A.Zuber/M.Parisy	Sebastien Loeb Racing	McLaren MP4-12C	29	1:43.617	0.389	0.269	152,2	16:05:09
4 0 A.Khodair/C.Bueno	BMW Sports Trophy Team Brasil	BMW E89 Z4	22	1:43.995	0.767	0.378	151,6	15:57:27
5 41 N.Tandy/M.Holzer	Trackspeed	Porsche 997 GT3 R	25	1:44.084	0.856	0.089	151,5	16:06:34
6 27 R.Bell/K.Estre	Hexis Racing	McLaren MP4-12C	21	1:44.222	0.994	0.138	151,3	16:01:12
7 9 S.Loeb/A.Parente	Sebastien Loeb Racing	McLaren MP4-12C	21	1:44.326	1.098	0.104	151,1	15:54:52
8 15 A.Sims/S.Dusseldorp	Boutsen Ginion	McLaren MP4-12C	25	1:44.340	1.112	0.014	151,1	15:56:57
9 62 O.Webb/B.Hetherington	Fortec Motorsport	Mercedes SLS AMG GT3	27	1:44.416	1.188	0.076	151,0	16:01:22
10 4 N.Catsburg/M.Martin	BMW SportsTrophy Team Marc V	BMW E89 Z4	26	1:44.654	1.426	0.238	150,7	16:06:28
11 44 A.Soucek/O.Turvey	MRS GT Racing	McLaren MP4-12C	22	1:44.684	1.456	0.030	150,6	15:56:12
12 13 F.Stippler/E.Sandstrom	Belgian Audi Club Team WRT	Audi R8 LMS	17	1:44.700	1.472	0.016	150,6	15:47:59
13 11 S.Ortelli/L.Vanthoor	Belgian Audi Club Team WRT	Audi R8 LMS	25	1:44.968	1.740	0.268	150,2	16:05:58
14 22 F.Vervisch/S.Vandoorne	Boutsen Ginion	McLaren MP4-12C	25	1:45.294	2.066	0.234	149,8	16:05:12
15 42 M.Ragginger/D.Watts	Trackspeed	Porsche 997 GT3 R	8	1:45.658	2.430	0.236	149,2	15:30:10
16 21 R.Zonta/S.Jimenez	BMW Sports Trophy Team Brasil	BMW E89 Z4	19	1:45.721	2.493	0.063	149,1	15:55:33
17 52 F.Sladecka/S.Rosina	GRT Grasser Racing Team	Lamborghini LP560-4	18	1:46.452	3.224	0.535	148,1	15:51:46
18 18 G.Demoustier/F.Albuquerque	Team WRT	Audi R8 LMS	16	1:46.889	3.661	0.207	147,5	15:40:55
19 1 M.Buhk/A.Day	HTP Gravity Charouz	Mercedes SLS AMG GT3	4	1:48.338	5.110	0.583	145,5	15:29:19





FIA GT Series

Class results Free Practice 2

Provisional



Azerbaijan
23-24 November 2013




Baku, Length: 4380 m
Air temperature: 11.1°C
Track temperature: 14.9°C
Weather condition: Dry

Saturday 23.11.2013 15:04

started : 27 classified : 27 not classified : 0

Drivers	Team	Car	Lap	Best Time	Gap	Diff	Kph	Day Time
CLASS: PRO-AM CUP								
Started: 6			Classified: 6			Not Classified: 0		
1 2 S.Afanasyev/A.Simonsen	HTP Gravity Charouz	Mercedes SLS AMG GT3	23	1:45.060	1.832	0.092	150,1	15:57:02
2 7 P.Cunha/M.Stumpf	ACL by Rodrive	Lamborghini LP560-4	28	1:45.422	2.194	0.128	149,6	16:03:41
3 14 C.Campanico/M.Ammermüller	Novadriver	Audi R8 LMS	24	1:45.738	2.510	0.017	149,1	16:04:21
4 3 P.Charouz/J.Janis	HTP Gravity Charouz	Mercedes SLS AMG GT3	28	1:45.917	2.689	0.179	148,9	16:07:57
5 25 D.Baumann/H.Proczyk	GRT Grasser Racing Team	Lamborghini LP560-4	24	1:46.682	3.454	0.131	147,8	15:58:43
6 45 H.Hassid/A.Beltoise	TDS Racing(FRA)	BMW E89 Z4	16	1:47.755	4.527	0.866	146,3	15:37:52





FIA GT Series

Class results Free Practice 2

Provisional



Azerbaijan
23-24 November 2013



Baku, Length: 4380 m
Air temperature: 11.1°C
Track temperature: 14.9°C
Weather condition: Dry

Saturday 23.11.2013 15:04

started : 27 classified : 27 not classified : 0

Drivers	Team	Car	Lap	Best Time	Gap	Diff	Kph	Day Time
---------	------	-----	-----	-----------	-----	------	-----	----------

CLASS: GENTLEMEN TROPHY

Started: 2 Classified: 2 Not Classified: 0

1	50	C.Sdanewitsch/F.Leo	AF Corse	Ferrari 458 Italia GT3	20	1:46.551	3.323	0.099	148,0	15:50:14
2	77	M.Thomas/I.Melnikov	MRS GT Racing	McLaren MP4-12C	19	1:51.130	7.902	2.792	141,9	15:57:19

Qualifying Time: 2:03.873 Percent: 120%

Publications Time:

Race Director:

Time Keeping:

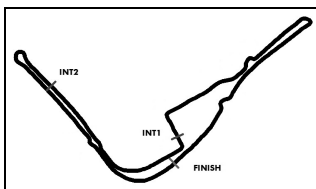
BLANCPAIN Timing

ver: 1.0

www.fiagtseries.com

Page 3/ 3 printed: 23.11.2013 16:11





FIA GT Series

Lap analysis Free Practice 2

Provisional



Azerbaijan
23-24 November 2013



Baku, Length: 4380 m
Air temperature: 11.1°C
Track temperature: 14.9°C
Weather condition: Dry

Saturday 23.11.2013 15:04

Lap	Time	SE1	SP1	SE2	SP2	SE3	SP3	Lap	Time	SE1	SP1	SE2	SP2	SE3	SP3
0 Allam Khodair, BRA/ Caca Bueno, BRA								theoretical besttime: 1:43.995							
1	3:00.533	2:04.828		18.993	234	36.712	214	13	2:03.712	59.743		26.616	181	37.353	218
2	1:58.124	55.517		19.355	177	43.252	215	14	5:14.038	53.250		17.860	238	4:02.928	
3	1:47.706	54.019		18.220	240	35.467	218	15	1:53.995	1:00.127		18.439	237	35.429	210
4	2:49.309	1:11.589		26.323	161	1:11.397		16	1:51.464	53.209		18.059	242	40.196	212
5	1:56.734	1:02.632		18.361	238	35.741	216	17	1:45.295	53.266		17.849	245	34.180	218
6	1:47.661	54.068		18.046	241	35.547	218	18	1:55.235	58.052		21.605	205	35.578	218
7	1:53.497	57.739		20.163	216	35.595	218	19	1:45.002	52.710		17.980	241	34.312	220
8	1:47.373	54.043		18.003	242	35.327	219	20	6:26.318	56.563		24.073	219	5:05.682	
9	3:57.910	54.185		20.773	218	2:42.952		21	1:52.704	1:00.249		18.062	239	34.393	220
10	2:09.186	1:07.196		21.038	143	40.952	218	22	1:43.995	52.205		17.798	246	33.992	220
11	1:46.046	53.366		17.999	244	34.681	220	23	1:52.082	58.040		19.605	231	34.437	220
12	2:01.200	1:07.422		18.257	238	35.521	219	24		52.723		18.068	244		

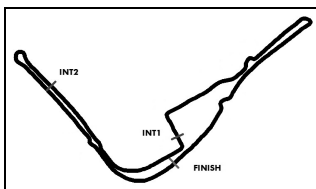
1 Maximilian Buhk, DEU/ Alon Day, ISR								theoretical besttime: 1:47.860							
1	19:21.875							5	1:48.678	54.872		18.370	237	35.436	203
2	2:15.437	1:11.461		21.904	213	42.072	218	6	11:01.660	1:09.290		20.964	218	9:31.406	
3	1:54.070	58.761		18.956	232	36.353	225	7	1:55.921	1:01.876		18.328	243	35.717	224
4	1:48.338	54.669		18.806	232	34.863	225	8		1:09.862		24.942	199		

2 Sergei Afanasiev, RUS/ Andreas Simonsen, SWE								theoretical besttime: 1:44.736							
1	2:53.991	1:55.751		21.136	217	37.104	209	16	1:57.449	1:01.637		19.130	234	36.682	223
2	1:57.727	1:00.602		20.306	224	36.819	210	17	1:48.548	54.184		18.393	245	35.971	224
3	1:50.008	54.776		19.393	230	35.839	213	18	1:50.908	53.947		18.060	247	38.901	225
4	3:09.430	1:03.013		22.761	214	1:43.656		19	1:46.355	53.287		17.961	248	35.107	225
5	2:00.404	1:03.672		20.222	225	36.510	213	20	1:46.146	52.987		18.024	247	35.135	223
6	1:49.213	54.789		19.014	234	35.410	215	21	4:01.096	53.645		18.011	248	2:49.440	
7	1:47.801	53.778		18.606	237	35.417	216	22	2:00.226	1:01.642		20.675	170	37.909	225
8	1:47.874	53.651		18.759	235	35.464	212	23	1:45.060	52.552		17.999	251	34.509	225
9	4:20.387	54.635		19.258	231	3:06.494		24	1:45.234	52.655		17.736	251	34.843	226
10	2:26.322	1:18.781		27.207	160	40.334	212	25	1:49.977	56.063		17.768	250	36.146	225
11	1:47.950	53.558		18.317	241	36.075	216	26	1:45.746	52.695		17.706	252	35.345	225
12	1:56.056	59.525		20.347	227	36.184	214	27	1:48.871	54.518		17.855	250	36.498	226
13	1:49.999	53.951		18.270	242	37.778	216	28	1:45.273	52.793		17.704	251	34.776	226
14	1:52.303	53.724		21.195	223	37.384	214	29		55.845		17.675	253		
15	4:37.520	53.788		19.179	230	3:24.553									

3 Petr Charouz, CZE/ Jarek Janis, CZE								theoretical besttime: 1:45.917							
1	3:26.807							16	3:48.538	54.490		19.363	229	2:34.685	
2	2:18.315	1:17.059		22.350	208	38.906	203	17	2:11.094	1:06.255		19.486	229	45.353	206
3	4:44.030	1:20.001		24.112	203	2:59.917		18	1:47.441	53.935		18.433	241	35.073	214
4	2:08.817	1:08.170		22.620	206	38.027	202	19	1:48.592	54.156		18.412	242	36.024	210
5	1:58.871	1:00.016		21.297	212	37.558	203	20	1:50.093	54.453		18.724	208	36.916	214
6	1:58.555	59.042		21.250	213	38.263	200	21	1:47.618	53.718		18.311	244	35.589	213
7	1:58.596	58.481		20.542	217	39.573	204	22	1:46.574	53.438		18.285	244	34.851	214
8	1:56.757	58.287		20.512	217	37.958	204	23	1:46.679	53.567		18.167	245	34.945	215
9	1:54.886	57.693		20.234	218	36.959	208	24	1:53.016	54.816		19.906	223	38.294	212
10	2:09.188	1:07.418		22.231	209	39.539	206	25	1:47.625	53.892		18.316	244	35.417	216
11	1:55.837	57.658		20.405	216	37.774	206	26	1:48.077	54.098		18.525	240	35.454	218
12	5:45.637	59.969		21.980	215	4:23.688		27	1:50.933	55.633		19.090	236	36.210	215
13	2:08.038	1:08.307		20.729	166	39.002	210	28	1:45.917	53.070		18.134	244	34.713	216
14	1:52.080	57.311		18.982	236	35.787	211	29		1:01.043		20.651	223		
15	1:48.686	54.356		18.661	240	35.669	211								

4 Nicky Catsburg, NLD/ Maxime Martin, BEL								theoretical besttime: 1:44.580							
1	2:36.028	1:36.356		19.948	217	39.724	213	15	1:45.435	52.663		18.340	235	34.432	220
2	1:50.440	54.982		19.744	223	35.714	217	16	6:38.254	53.960		19.280	223	5:25.014	
3	1:48.605	54.057		19.036	226	35.512	217	17	1:54.005	1:00.375		18.873	228	34.757	220
4	4:00.390	1:01.922		24.818	173	2:33.650		18	1:47.497	54.104		18.803	227	34.590	220
5	2:00.125	1:02.839		19.897	215	37.389	216	19	1:49.331	55.739		18.878	228	34.714	220
6	1:48.398	53.959		19.184	224	35.255	219	20	1:53.898	56.243		18.629	233	39.026	220





FIA GT Series

Lap analysis Free Practice 2



Azerbaijan
23-24 November 2013

Provisional

Baku, Length: 4380 m
Air temperature: 11.1°C
Track temperature: 14.9°C
Weather condition: Dry

Saturday 23.11.2013 15:04



Lap	Time	SE1	SP1	SE2	SP2	SE3	SP3	Lap	Time	SE1	SP1	SE2	SP2	SE3	SP3
7	1:47.860	53.756		18.910	226	35.194	218	21	1:45.786	53.103		18.396	235	34.287	220
8	1:47.909	53.757		19.264	220	34.888	220	22	1:46.387	53.471		18.554	233	34.362	221
9	1:48.195	53.468		18.792	227	35.935	218	23	5:00.943	1:23.989		19.322	232	3:17.632	
10	5:54.465	59.748		19.746	220	4:34.971		24	1:54.119	1:00.874		18.668	228	34.577	221
11	1:56.677	1:02.406		19.027	228	35.244	220	25	1:47.449	54.099		19.032	227	34.318	221
12	1:50.062	54.044		18.604	232	37.414	219	26	1:44.654	52.438		18.283	236	33.933	221
13	1:45.900	53.181		18.209	236	34.510	220	27		57.388		19.477	223		
14	1:45.890	53.094		18.401	233	34.395	221								

5 Markus Winkelhock, DEU/ Enzo Ide, BEL

theoretical besttime: 1:43.205

1	2:10.367	1:16.070		18.791	237	35.506	212	17	3:38.413	53.810		18.071	245	2:26.532	
2	1:49.776	54.674		19.714	230	35.388	213	18	1:56.434	1:00.786		18.880	229	36.768	220
3	1:52.781	54.824		19.323	229	38.634	213	19	1:46.277	53.587		18.330	240	34.360	219
4	4:56.070	1:57.046		24.301	185	2:34.723		20	1:44.890	52.725		17.987	241	34.178	215
5	1:58.470	1:02.490		19.999	219	35.981	213	21	1:58.796	1:03.952		18.083	242	36.761	219
6	1:49.924	55.550		18.944	231	35.430	216	22	1:44.156	52.412		17.753	245	33.991	221
7	1:48.781	54.843		18.770	233	35.168	215	23	1:44.569	52.245		17.867	245	34.457	221
8	1:50.412	56.575		18.490	238	35.347	219	24	1:51.735	57.959		18.727	240	35.049	221
9	1:47.371	54.056		18.506	240	34.809	219	25	1:52.395	53.154		24.645	220	34.596	221
10	1:47.155	54.092		18.731	237	34.332	214	26	1:44.153	52.057		17.710	247	34.386	215
11	1:48.223	55.004		18.333	243	34.886	220	27	1:51.441	54.712		20.410	188	36.319	221
12	1:47.972	54.209		18.349	242	35.414	219	28	1:43.828	52.319		17.634	249	33.875	221
13	1:47.104	53.934		18.419	243	34.751	220	29	1:49.986	54.777		18.233	230	36.976	221
14	1:49.416	54.517		18.313	243	36.586	220	30	1:56.691	1:00.270		21.638	231	34.783	223
15	1:47.110	54.053		18.184	244	34.873	217	31	1:43.348	52.200		17.557	249	33.591	222
16	1:47.688	54.902		18.171	244	34.615	219	32		54.775		17.989	247		

7 Patrick Pereira da Cunha, PRT/ Matheus Dall Agnol Stumpf, BRA

theoretical besttime: 1:44.967

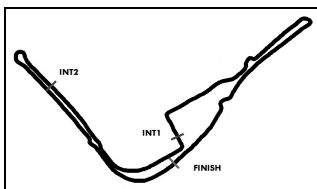
1	2:36.769	1:37.963		21.441	219	37.365	210	16	2:05.151	1:07.986		20.293	216	36.872	206
2	1:50.740	55.888		19.085	233	35.767	217	17	1:50.356	55.187		18.959	236	36.210	208
3	1:48.086	54.842		18.265	238	34.979	221	18	1:47.578	54.022		18.529	240	35.027	213
4	3:39.003	1:02.703		24.273	166	2:12.027		19	1:46.281	53.580		18.201	241	34.500	214
5	1:59.483	1:03.579		20.171	219	35.733	218	20	2:00.699	1:00.701		20.315	220	39.683	209
6	1:49.077	55.619		18.631	237	34.827	218	21	3:38.436	59.474		18.801	236	2:20.161	
7	1:47.138	54.340		18.399	235	34.399	222	22	2:08.114	1:10.556		19.150	235	38.408	211
8	1:46.814	53.862		18.112	239	34.840	221	23	1:46.265	53.177		18.170	243	34.918	214
9	2:59.378	56.120		19.092	231	1:44.166		24	1:46.032	53.482		17.906	244	34.644	215
10	2:01.315	1:07.459		18.915	233	34.941	221	25	2:02.554	1:05.789		20.576	215	36.189	212
11	1:48.341	55.437		18.511	236	34.393	222	26	1:46.025	53.325		17.942	243	34.758	215
12	1:46.570	54.205		18.111	239	34.254	222	27	1:51.508	55.154		20.895	219	35.459	215
13	1:45.639	53.646		17.970	240	34.023	222	28	1:45.422	53.038		17.933	243	34.451	215
14	1:52.339	55.458		18.829	232	38.052	221	29		1:01.478		19.888	201		
15	3:56.394	55.084		20.408	223	2:40.902									

9 Sebastien Loeb, FRA/ Alvaro Parente, PRT

theoretical besttime: 1:44.039

1	2:47.896	1:44.491		23.013	198	40.392	193	15	1:45.848	53.341		18.303	242	34.204	217
2	2:01.636	1:02.896		22.321	218	36.419	211	16	1:46.722	53.647		18.746	231	34.329	219
3	1:55.235	56.148		22.363	225	36.724	213	17	1:45.411	53.174		18.064	246	34.173	223
4	5:29.465	1:02.891		23.203	208	4:03.371		18	1:44.477	52.555		17.934	247	33.988	224
5	2:05.927	1:06.008		22.888	218	37.031	212	19	4:45.400	53.635		18.234	247	3:33.531	
6	1:47.255	53.978		18.516	242	34.761	214	20	1:52.957	58.681		18.181	247	36.095	224
7	1:48.189	54.003		18.224	245	35.962	212	21	1:44.326	52.316		17.969	249	34.041	224
8	1:59.890	1:00.883		18.566	241	40.441	215	22	1:46.174	52.879		18.923	233	34.372	224
9	1:46.028	52.969		18.079	243	34.980	220	23	1:45.930	53.237		18.147	249	34.546	224
10	4:46.139	53.528		18.343	239	3:34.268		24	1:45.425	53.214		18.000	248	34.211	225
11	2:10.988	1:07.832		22.794	112	40.362	218	25	1:49.046	52.951		18.926	234	37.169	221
12	1:45.644	52.906		17.995	246	34.743	217	26	1:44.797	52.394		18.085	248	34.318	220
13	3:04.942	56.786		21.182	177	1:46.974		27	1:44.437	52.714		17.906	249	33.817	224
14	1:57.754	1:02.997		19.361	223	35.396	213	28		52.509		17.954	250		





FIA GT Series

Lap analysis Free Practice 2



Azerbaijan
23-24 November 2013

Provisional



Baku, Length: 4380 m
Air temperature: 11.1°C
Track temperature: 14.9°C
Weather condition: Dry

Saturday 23.11.2013 15:04

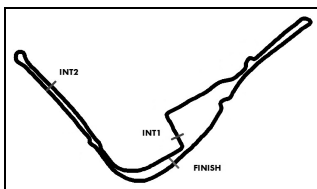
Lap	Time	SE1	SP1	SE2	SP2	SE3	SP3	Lap	Time	SE1	SP1	SE2	SP2	SE3	SP3
10 Andreas Zuber, AUT/ Mike Parisy, FRA								theoretical besttime: 1:43.522							
1	2:28.516	1:27.388		20.779	222	40.349	203	16	1:47.787	53.365		18.662	240	35.760	208
2	1:55.766	59.232		19.316	236	37.218	210	17	1:47.232	53.834		18.433	237	34.965	213
3	1:49.064	54.819		18.766	238	35.479	213	18	2:46.737	53.915		18.532	240	1:34.290	
4	4:08.905	56.887		24.022	155	2:47.996		19	2:07.274	1:11.384		19.848	187	36.042	212
5	2:00.104	1:02.066		20.833	186	37.205	211	20	2:49.173	54.571		19.210	232	35.392	218
6	1:49.571	54.654		18.783	242	36.134	213	21	1:49.643	54.415		18.332	243	36.896	217
7	1:47.801	54.036		18.352	243	35.413	213	22	1:50.580	53.215		18.363	241	39.002	215
8	1:47.474	53.744		18.368	242	35.362	213	23	1:44.760	52.470		18.087	243	34.203	218
9	3:56.815	53.827		18.228	244	2:44.760		24	1:57.363	55.510		19.390	223	42.463	216
10	1:58.835	1:04.649		18.582	242	35.604	215	25	1:51.056	54.156		19.476	206	37.424	218
11	1:47.094	53.681		18.221	244	35.192	215	26	1:46.665	52.232		19.155	230	35.278	218
12	1:46.534	53.153		18.210	243	35.171	217	27	1:43.863	51.831		18.028	246	34.004	215
13	3:24.012	54.448		18.367	243	2:11.197		28	1:44.646	52.270		18.106	245	34.270	219
14	2:11.323	1:15.188		19.849	229	36.286	206	29	1:43.617	51.926		18.019	241	33.672	219
15	1:47.643	54.092		18.434	241	35.117	211	30		54.087		20.288	208		

11 Stephane Ortelli, MCO/ Laurens Vanthoor, BEL								theoretical besttime: 1:44.615							
1	3:23.606	2:27.582		19.822	230	36.202	210	15	1:55.677	1:01.458		18.636	233	35.583	218
2	1:49.362	55.284		18.942	236	35.136	218	16	1:47.366	54.178		18.450	235	34.738	219
3	1:49.304	55.124		18.372	242	35.808	189	17	1:45.564	53.283		17.946	240	34.335	220
4	2:34.044	1:03.189		21.599	211	1:09.256		18	1:45.648	53.545		17.618	247	34.485	216
5	1:52.838	59.798		18.426	239	34.614	216	19	4:50.897	54.898		17.973	244	3:38.026	
6	1:46.351	53.852		18.040	243	34.459	218	20	1:56.628	1:02.518		18.842	239	35.268	217
7	1:46.003	53.817		17.877	245	34.309	220	21	1:46.511	53.466		17.970	245	35.075	219
8	1:48.906	54.742		19.298	239	34.866	219	22	4:44.763	54.891		18.850	238	3:31.022	
9	5:01.876	53.316		17.958	246	3:50.602		23	1:57.299	1:03.902		18.405	242	34.992	220
10	2:02.008	1:04.021		21.574	215	36.413	210	24	1:46.212	53.445		18.197	246	34.570	220
11	1:46.885	53.868		18.548	233	34.469	221	25	1:44.968	52.908		17.760	248	34.300	220
12	1:45.602	53.627		17.844	244	34.131	221	26	1:45.502	52.866		17.648	248	34.988	219
13	1:53.783	54.129		20.872	211	38.782	221	27		52.660		17.803	246		
14	6:36.747	53.271		56.986	206	4:46.490									

12 Niki Mayr-Melnhof, AUT/ Rene Rast, DEU								theoretical besttime: 1:43.150							
1	3:56.072	2:57.105		21.949	220	37.018	201	16	4:00.581	54.268		18.958	234	2:47.355	
2	1:49.864	55.753		18.646	238	35.465	212	17	1:54.527	1:00.622		18.638	237	35.267	215
3	5:08.470	59.049		19.090	207	3:50.331		18	1:47.379	53.974		18.432	235	34.973	219
4	1:55.896	1:02.215		18.770	237	34.911	213	19	1:44.716	52.832		17.740	246	34.144	220
5	1:48.513	55.313		18.415	241	34.785	215	20	1:48.321	55.337		17.900	245	35.084	220
6	1:47.966	54.025		18.554	240	35.387	213	21	1:44.247	52.343		17.643	248	34.261	221
7	1:47.997	54.999		18.264	241	34.734	216	22	3:22.900	53.878		17.925	244	2:11.097	
8	1:45.881	53.276		18.231	242	34.374	209	23	1:51.839	59.696		17.790	247	34.353	222
9	1:49.142	53.824		18.204	241	37.114	210	24	1:44.629	53.045		17.505	248	34.079	221
10	1:47.099	54.182		18.198	242	34.719	219	25	1:58.556	54.382		19.046	233	45.128	222
11	1:47.461	53.365		18.251	242	35.845	215	26	1:43.919	52.061		17.516	249	34.342	222
12	1:47.053	53.498		18.371	241	35.184	214	27	1:43.228	51.674		17.397	250	34.157	222
13	1:48.245	54.404		18.102	244	35.739	216	28	1:55.791	59.768		19.338	211	36.685	221
14	1:46.556	53.570		18.131	243	34.855	219	29	1:43.788	51.904		17.704	242	34.180	221
15	1:46.229	53.484		18.041	244	34.704	219	30		51.995		17.484	250		

13 Frank Stippler, DEU/ Edward Sandstrom, SWE								theoretical besttime: 1:44.329							
1	10:01.677							15	4:09.323	53.971		17.922	246	2:57.430	
2	2:00.548	1:05.076		19.763	221	35.709	214	16	1:56.539	1:01.784		18.541	235	36.214	218
3	1:47.746	54.632		18.164	242	34.950	216	17	1:44.700	53.077		17.678	247	33.945	219
4	1:46.905	54.039		18.244	239	34.622	218	18	1:45.665	53.006		17.577	245	35.082	219
5	1:46.678	53.875		18.096	242	34.707	215	19	1:44.815	52.931		17.553	247	34.331	218
6	1:49.653	53.861		18.871	226	36.921	218	20	1:45.501	53.115		17.605	247	34.781	219
7	1:45.850	53.469		18.050	242	34.331	218	21	1:44.776	52.991		17.614	248	34.171	218
8	4:15.357	55.046		19.655	226	3:00.656		22	3:46.700	53.251		19.292	244	2:34.157	
9	1:56.651	1:02.443		18.786	237	35.422	213	23	2:12.979	1:17.592		19.246	232	36.141	219
10	1:51.087	56.692		18.413	242	35.982	214	24	1:44.921	52.927		17.895	245	34.099	220
11	1:46.407	53.518		17.953	247	34.936	217	25	1:48.169	55.785		18.239	244	34.145	219





FIA GT Series

Lap analysis Free Practice 2



Azerbaijan
23-24 November 2013

Provisional



Baku, Length: 4380 m
Air temperature: 11.1°C
Track temperature: 14.9°C
Weather condition: Dry

Saturday 23.11.2013 15:04

Lap	Time	SE1	SP1	SE2	SP2	SE3	SP3	Lap	Time	SE1	SP1	SE2	SP2	SE3	SP3
12	1:47.326	54.478		18.182	244	34.666	218	26	1:44.926	52.831		17.851	246	34.244	220
13	1:46.887	53.809		17.825	246	35.253	216	27		1:01.125		18.084	243		
14	1:45.663	53.460		17.818	247	34.385	219								

14 Cesar Campanico, PRT/ Michael Ammermüller, DEU

theoretical besttime: 1:45.319

1	3:25.690	2:22.196		22.630	203	40.864	197	15	4:53.163	58.907		20.388	222	3:33.868	
2	1:59.397	1:02.100		20.418	221	36.879	205	16	1:59.036	1:04.761		18.685	234	35.590	209
3	4:38.835	56.262		19.095	231	3:23.478		17	1:47.633	54.155		18.356	239	35.122	214
4	2:05.280	1:06.036		21.627	218	37.617	204	18	1:47.057	53.767		18.243	240	35.047	216
5	1:51.069	55.749		19.443	232	35.877	208	19	1:46.947	53.978		18.174	241	34.795	216
6	1:49.541	55.178		18.872	234	35.491	209	20	1:46.306	53.409		18.258	240	34.639	215
7	1:48.700	54.815		18.746	234	35.139	209	21	6:34.801	54.701		18.677	235	5:21.423	
8	4:57.254	56.687		19.255	230	3:41.312		22	2:10.390	1:14.301		19.384	230	36.705	213
9	2:09.828	1:08.811		20.709	215	40.308	171	23	1:46.198	53.458		18.137	242	34.603	216
10	1:58.138	1:02.922		19.165	231	36.051	211	24	1:45.738	53.174		18.063	241	34.501	217
11	1:50.994	54.484		18.876	233	37.634	209	25	1:55.068	55.858		21.954	145	37.256	215
12	1:52.079	54.639		18.971	234	38.469	209	26	1:46.689	52.755		18.154	243	35.780	208
13	1:48.952	54.943		18.709	237	35.300	211	27		56.979		20.147	221		
14	1:48.132	54.410		18.547	237	35.175	212								

15 Alexander Sims, GBR/ Stef Dusseldorp, NLD

theoretical besttime: 1:44.340

1	2:42.366	1:40.694		22.174	182	39.498	200	15	2:57.114	53.426		18.100	248	1:45.588	
2	1:49.655	54.988		18.831	236	35.836	206	16	2:01.399	1:05.949		19.100	235	36.350	212
3	1:50.587	54.142		18.900	233	37.545	213	17	1:46.376	53.276		18.201	246	34.899	214
4	3:27.517	1:01.475		21.998	189	2:04.044		18	1:45.510	52.908		17.936	247	34.666	217
5	1:57.699	1:01.863		19.805	225	36.031	209	19	1:45.230	52.841		17.923	248	34.466	215
6	1:47.539	53.919		18.466	241	35.154	212	20	1:48.548	53.975		19.026	237	35.547	216
7	1:47.234	53.550		18.648	237	35.036	213	21	3:38.335	52.798		18.182	246	2:27.355	
8	1:46.861	53.627		18.317	243	34.917	213	22	1:56.087	1:01.177		18.588	238	36.322	222
9	3:46.408	53.418		18.372	242	2:34.618		23	1:45.217	53.121		17.855	249	34.241	222
10	1:59.828	1:00.581		19.158	203	40.089	211	24	1:44.534	52.528		17.787	248	34.219	224
11	1:50.002	54.687		18.517	239	36.798	208	25	1:44.340	52.395		17.780	249	34.165	224
12	1:46.864	53.604		18.158	244	35.102	216	26	1:49.114	54.064		18.047	248	37.003	222
13	1:46.526	53.936		18.040	247	34.550	220	27		1:08.999		18.315	247		
14	1:45.732	53.282		17.990	246	34.460	221								

18 Gregoire Demoustier, FRA/ Filipe Albuquerque, PRT

theoretical besttime: 1:46.889


1	3:28.773	2:29.580		20.660	215	38.533	203	15	1:47.444	54.113		18.115	244	35.216	215
2	1:54.744	58.030		19.740	226	36.974	202	16	1:46.889	53.881		18.024	245	34.984	215
3	5:02.321	56.446		19.077	233	3:46.798		17	7:35.877	54.328		18.688	239	6:22.861	
4	2:00.382	1:02.921		20.466	217	36.995	203	18	2:19.267	1:12.308		22.839	204	44.120	198
5	1:50.762	55.821		18.883	235	36.058	207	19	1:58.748	58.725		21.785	218	38.238	202
6	1:50.164	55.338		18.896	234	35.930	207	20	1:56.503	57.816		20.397	220	38.290	204
7	1:51.197	56.447		18.794	236	35.956	208	21	1:55.648	57.747		20.313	221	37.588	197
8	1:49.081	54.966		18.520	240	35.595	211	22	1:55.531	57.618		20.847	221	37.066	204
9	1:48.342	54.697		18.378	241	35.267	213	23	1:54.456	56.984		20.277	223	37.195	193
10	1:48.283	54.664		18.258	243	35.361	212	24	1:54.199	56.240		20.041	226	37.918	205
11	4:19.550	54.807		18.329	242	3:06.414		25	1:54.245	58.320		19.766	228	36.159	212
12	1:59.111	1:01.423		18.644	219	39.044	211	26	1:52.604	55.774		19.558	230	37.272	212
13	1:50.367	54.731		20.261	238	35.375	214	27	1:50.297	54.876		19.466	234	35.955	211
14	1:47.820	54.204		18.256	241	35.360	213	28		58.936		20.049	227		

21 Ricardo Zonta, BRA/ Sergio Jimenez, BRA

theoretical besttime: 1:45.647

1	2:55.510	1:56.596		21.102	209	37.812	208	13	7:03.161	53.558		17.895	244	5:51.708	
2	1:50.603	56.095		19.144	226	35.364	215	14	2:04.458	1:08.316		20.528	240	35.614	218
3	1:51.241	56.288		19.111	227	35.842	215	15	1:46.024	53.312		17.917	243	34.795	220
4	5:08.765	1:05.160		22.658	201	3:40.947		16	1:46.022	53.292		17.979	244	34.751	220
5	2:00.763	1:05.328		19.787	220	35.648	212	17	4:28.233	53.803		18.201	245	3:16.229	
6	1:48.446	54.787		18.702	231	34.957	217	18	2:04.674	1:09.976		18.831	242	35.867	219
7	3:29.903	58.743		18.874	230	2:12.286		19	1:45.721	53.075		17.821	245	34.825	220
8	2:03.504	1:07.559		19.027	234	36.918	206	20	4:26.358	55.180		24.806	139	3:06.372	
9	1:48.561	54.702		18.219	241	35.640	213	21	2:08.023	1:10.673		20.699	226	36.651	218





FIA GT Series

Lap analysis Free Practice 2

Provisional



Azerbaijan
23-24 November 2013



Baku, Length: 4380 m
Air temperature: 11.1°C
Track temperature: 14.9°C
Weather condition: Dry

Saturday 23.11.2013 15:04

Lap	Time	SE1	SP1	SE2	SP2	SE3	SP3	Lap	Time	SE1	SP1	SE2	SP2	SE3	SP3
10	1:48.717	54.567		18.091	244	36.059	213	22	1:49.112	54.953		18.839	236	35.320	219
11	3:40.814	1:05.682		18.849	240	2:16.283		23	1:48.229	54.962		18.302	235	34.965	215
12	2:07.918	1:14.363		18.407	242	35.148	217	24		54.804		18.416	235		

22 Frederic Vervisch, BEL/ Stoffel Vandoorne, BEL

theoretical besttime: 1:45.151

1	2:51.248	1:48.224		21.808	189	41.216	209	15	7:10.933	53.134		18.895	244	5:58.904	
2	1:49.086	54.263		18.956	238	35.867	213	16	1:55.323	1:01.271		18.652	241	35.400	217
3	1:47.737	53.946		18.680	239	35.111	213	17	1:45.659	52.915		18.214	246	34.530	218
4	5:23.080	1:02.929		25.310	209	3:54.841		18	3:47.884	55.732		18.661	241	2:33.491	
5	2:02.693	1:04.485		21.807	227	36.401	212	19	1:58.334	1:01.040		19.054	206	38.240	215
6	1:48.539	54.085		19.062	234	35.392	211	20	1:51.135	53.492		19.256	201	38.387	216
7	1:47.139	53.678		18.621	238	34.840	212	21	1:46.805	53.389		18.304	245	35.112	216
8	1:46.941	53.035		18.546	241	35.360	214	22	5:15.045	54.167		18.623	243	4:02.255	
9	1:48.081	53.313		18.452	243	36.316	212	23	1:51.551	58.858		18.319	244	34.374	216
10	1:58.398	56.780		19.981	192	41.637	215	24	1:46.818	53.741		18.353	244	34.724	218
11	1:48.879	53.346		19.138	233	36.395	218	25	1:45.294	52.748		18.029	247	34.517	219
12	1:47.828	53.763		18.586	241	35.479	214	26	1:46.033	53.013		18.342	245	34.678	219
13	1:49.002	53.585		19.515	222	35.902	216	27		53.806		18.210	248		
14	1:49.473	54.955		19.383	235	35.135	217								

25 Dominik Baumann, DEU/ Hari Proczyk, AUT

theoretical besttime: 1:45.970

1	2:26.174	1:29.125		20.232	225	36.817	208	15	1:47.861	54.228		18.758	239	34.875	210
2	1:52.326	56.538		19.386	228	36.402	212	16	1:47.132	53.890		18.439	242	34.803	212
3	1:50.413	56.211		18.892	235	35.310	215	17	1:46.902	53.716		18.401	242	34.785	207
4	5:40.708	59.775		22.596	212	4:18.337		18	2:02.922	58.637		19.905	230	44.380	210
5	2:16.294	1:11.072		26.552	178	38.670	213	19	3:47.986	53.839		18.496	241	2:35.651	
6	1:49.390	55.302		18.576	240	35.512	219	20	2:01.217	1:04.580		20.725	238	35.912	210
7	1:47.856	54.448		18.235	244	35.173	218	21	1:49.411	54.747		18.538	243	36.126	213
8	1:47.393	54.162		18.277	245	34.954	219	22	1:46.946	53.469		18.417	241	35.060	212
9	1:52.816	57.645		19.250	235	35.921	217	23	1:59.025	54.783		22.528	182	41.714	211
10	1:48.501	54.492		18.377	244	35.632	218	24	1:46.682	54.064		18.193	244	34.425	215
11	5:01.128	55.220		18.398	244	3:47.510		25	1:47.258	53.352		18.364	241	35.542	204
12	2:16.025	1:12.127		21.007	226	42.891	205	26	1:46.719	53.955		18.224	244	34.540	216
13	1:49.043	54.678		19.101	236	35.264	209	27		54.041		23.191	181		
14	1:49.406	55.206		18.896	234	35.304	212								

27 Rob Bell, GBR/ Kevin Estre, FRA

theoretical besttime: 1:44.208

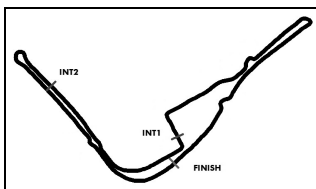
1	2:09.163	1:14.142		19.351	234	35.670	211	12	1:48.926	55.648		18.202	246	35.076	221
2	1:48.283	54.380		18.402	244	35.501	215	13	1:47.476	53.921		18.118	246	35.437	219
3	1:48.780	55.065		18.252	246	35.463	214	14	1:47.049	53.642		18.066	246	35.341	220
4	15:10.782	1:15.714		22.063	172	13:33.005		15	4:36.051	52.993		17.954	247	3:25.104	
5	1:56.737	1:00.936		18.822	241	36.979	213	16	1:56.516	1:01.225		18.409	245	36.882	216
6	1:49.947	55.615		18.392	244	35.940	216	17	1:50.525	54.560		18.011	247	37.954	217
7	1:47.053	54.017		18.147	246	34.889	210	18	1:45.913	53.198		18.385	246	34.330	224
8	1:46.157	53.474		17.989	247	34.694	218	19	1:45.123	53.246		17.756	250	34.121	222
9	1:45.746	53.026		17.984	247	34.736	219	20	1:44.538	52.602		17.822	248	34.114	223
10	4:28.480	53.626		18.762	248	3:16.092		21	1:44.222	52.406		17.770	251	34.046	223
11	1:55.381	1:01.033		18.803	241	35.545	213	22		53.640		17.977	249		

41 Nick Tandy, GBR/ Marco Holzer, DEU

theoretical besttime: 1:44.073

1	3:27.114	2:30.181		19.951	229	36.982	214	14	6:18.416	56.038		19.177	224	5:03.201	
2	1:47.535	54.224		18.505	240	34.806	218	15	2:00.886	1:05.614		19.728	227	35.544	218
3	1:51.131	53.990		18.750	236	38.391	193	16	1:45.344	52.714		18.062	242	34.568	221
4	4:10.600	1:06.354		21.781	217	2:42.465		17	1:53.723	57.970		20.417	226	35.336	220
5	1:54.302	1:00.533		18.749	234	35.020	219	18	1:50.634	53.100		18.069	243	39.465	201
6	1:45.985	53.114		18.133	241	34.738	216	19	7:25.803	1:20.063		21.002	211	5:44.738	
7	1:47.772	55.152		18.262	240	34.358	219	20	1:57.291	1:00.439		18.369	239	38.483	220
8	4:22.128	52.993		18.134	242	3:11.001		21	1:48.573	55.315		18.372	241	34.886	221
9	2:08.558	1:08.622		19.426	228	40.510	211	22	1:44.347	52.496		18.043	242	33.808	220
10	1:48.286	54.283		18.536	238	35.467	216	23	1:50.352	52.441		18.024	244	39.887	221
11	1:48.004	53.924		18.454	240	35.626	208	24	1:44.398	52.387		17.997	243	34.014	220
12	1:52.157	55.789		19.332	227	37.036	217	25	1:44.084	52.274		17.991	244	33.819	221





FIA GT Series

Lap analysis Free Practice 2

Provisional



Azerbaijan
23-24 November 2013



Baku, Length: 4380 m
Air temperature: 11.1°C
Track temperature: 14.9°C
Weather condition: Dry

Saturday 23.11.2013 15:04

Lap	Time	SE1	SP1	SE2	SP2	SE3	SP3	Lap	Time	SE1	SP1	SE2	SP2	SE3	SP3
13	1:46.802	53.656		18.237	242	34.909	217	26	1:00.653			19.076	232		

42 Martin Ragginger, AUT/ Daniel Watts, GBR

theoretical besttime: 1:45.532

1	13:13.311							12	4:15.177	58.753		19.483	227	2:56.941	
2	2:05.685	1:06.440		19.169	230	40.076	209	13	1:55.776	1:01.414		18.419	237	35.943	220
3	1:47.313	53.965		18.338	241	35.010	215	14	1:47.526	54.121		18.257	241	35.148	219
4	1:46.603	53.513		18.259	242	34.831	217	15	1:50.669	54.148		20.519	214	36.002	219
5	1:46.289	53.468		18.348	238	34.473	218	16	1:50.184	55.944		18.782	234	35.458	220
6	1:46.596	53.034		18.074	241	35.488	207	17	1:48.603	54.852		18.474	238	35.277	220
7	1:59.339	1:03.861		20.082	221	35.396	219	18	1:46.686	53.230		18.269	239	35.187	220
8	1:45.658	53.036		18.175	241	34.447	218	19	8:21.655	54.684		19.852	218	7:07.119	
9	5:08.748	55.472		19.606	218	3:53.670		20	1:56.315	1:01.750		19.045	230	35.520	214
10	1:58.272	1:02.396		19.806	226	36.070	219	21	1:46.110	53.298		18.388	236	34.424	220
11	1:48.056	54.199		18.383	239	35.474	219	22		57.655		19.617	225		

44 Andy Soucek, ESP/ Oliver Turvey, GBR

theoretical besttime: 1:44.684

1	10:09.377	2:38.912		36.726	86	6:53.739		15	1:46.110	53.305		18.104	248	34.701	224
2	2:08.982	1:09.763		20.214	217	39.005	205	16	1:46.333	52.883		18.406	245	35.044	220
3	1:54.954	57.874		19.157	240	37.923	212	17	1:48.162	53.539		18.060	250	36.563	222
4	1:51.498	56.224		18.861	243	36.413	209	18	1:45.438	52.987		18.004	248	34.447	224
5	1:50.366	55.453		18.522	244	36.391	211	19	3:11.680	54.368		18.146	246	1:59.166	
6	1:49.905	55.544		18.442	245	35.919	217	20	2:00.632	1:04.845		19.211	241	36.576	211
7	1:48.902	54.809		18.357	246	35.736	217	21	1:48.097	54.893		18.280	244	34.924	221
8	1:48.455	54.447		18.415	246	35.593	217	22	1:44.684	52.618		17.880	249	34.186	225
9	3:45.977	54.746		18.258	245	2:32.973		23	3:56.914	54.288		19.147	238	2:43.479	
10	2:03.339	1:03.928		18.614	241	40.797	218	24	2:04.244	1:04.623		19.179	232	40.442	216
11	1:47.395	53.724		18.779	244	34.892	222	25	1:52.762	55.249		19.081	244	38.432	220
12	1:49.057	54.806		18.993	241	35.258	216	26	1:47.482	54.103		18.128	247	35.251	218
13	1:47.229	53.667		18.088	248	35.474	217	27	1:45.663	53.278		17.930	250	34.455	219
14	1:46.107	53.546		18.167	248	34.394	220	28		59.887		18.604	246		

45 Henry Hassid, FRA/ Anthony Beltoise, FRA

theoretical besttime: 1:47.668

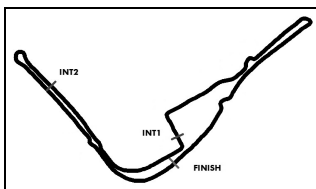
1	2:27.411	1:30.010		20.142	221	37.259	206	11	1:52.092	55.287		19.261	228	37.544	202
2	1:53.093	56.624		19.629	224	36.840	207	12	1:49.586	55.316		18.844	230	35.426	212
3	1:52.410	56.053		19.886	220	36.471	210	13	1:50.756	55.903		19.337	226	35.516	214
4	3:25.167	1:00.064		22.178	174	2:02.925		14	1:49.073	54.619		18.967	228	35.487	212
5	2:00.382	1:02.988		20.318	216	37.076	208	15	1:49.649	55.517		18.870	231	35.262	214
6	1:53.128	56.525		19.943	222	36.660	207	16	1:47.755	53.843		18.710	230	35.202	214
7	1:52.913	56.346		19.529	227	37.038	208	17	4:21.116	54.556		18.834	227	3:07.726	
8	1:51.603	55.726		19.600	223	36.277	206	18	1:54.778	1:00.253		18.749	231	35.776	210
9	3:35.952	59.555		20.817	212	2:15.580		19	1:47.812	53.885		18.623	231	35.304	216
10	2:01.429	1:03.104		19.535	225	38.790	207	20		1:01.715		20.863	217		

50 Claudio Sdanewitsch, DEU/ Federico Leo, ITA

theoretical besttime: 1:46.493

1	3:04.920	1:58.428		24.937	206	41.555	194	15	3:18.993	59.106		19.354	232	2:00.533	
2	2:02.769	1:02.292		22.145	214	38.332	201	16	2:10.498	1:08.745		20.894	220	40.859	201
3	5:06.264	1:02.455		21.715	215	3:42.094		17	1:50.010	56.321		18.824	236	34.865	215
4	2:14.575	1:12.720		22.735	202	39.120	197	18	1:46.833	53.856		18.315	241	34.662	216
5	1:57.537	59.378		20.801	222	37.358	206	19	1:47.485	54.061		18.293	240	35.131	216
6	1:57.251	58.408		20.515	225	38.328	206	20	1:46.551	53.914		18.197	243	34.440	218
7	2:00.008	1:01.742		20.607	225	37.659	204	21	3:42.148	54.939		22.450	228	2:24.759	
8	1:55.860	58.343		20.687	223	36.830	209	22	2:09.537	1:08.279		21.839	184	39.419	206
9	1:54.921	58.032		20.301	224	36.588	209	23	1:56.994	58.703		20.470	228	37.821	208
10	3:46.932	1:01.438		21.552	219	2:23.942		24	1:57.094	58.377		20.273	228	38.444	207
11	2:03.538	1:07.240		19.974	224	36.324	205	25	2:00.066	1:00.054		20.716	214	39.296	207
12	1:50.614	55.719		19.340	232	35.555	211	26	2:57.209	1:47.961		28.015	210	41.233	192
13	1:50.975	55.127		20.403	221	35.445	209	27	1:55.578	58.522		20.244	229	36.812	211
14	1:48.373	54.760		18.793	235	34.820	213	28		1:04.210		21.427	223		





FIA GT Series

Lap analysis Free Practice 2

Provisional



Azerbaijan
23-24 November 2013



Baku, Length: 4380 m
Air temperature: 11.1°C
Track temperature: 14.9°C
Weather condition: Dry


Saturday 23.11.2013 15:04

Lap	Time	SE1	SP1	SE2	SP2	SE3	SP3	Lap	Time	SE1	SP1	SE2	SP2	SE3	SP3
52 Filip Sladecka, SVK/ Stefan Rosina, SVK								theoretical besttime: 1:45.194							
1	2:31.055	1:32.253		20.625	223	38.177	206	12	1:49.535	55.284		18.780	233	35.471	218
2	1:57.970	59.239		20.333	204	38.398	211	13	1:48.536	54.734		18.455	234	35.347	216
3	1:52.649	56.412		19.572	222	36.665	210	14	12:41.266	55.393		20.147	223	11:25.726	
4	4:19.014	1:05.657		22.976	177	2:50.381		15	2:10.751	1:13.122		20.743	216	36.886	204
5	1:58.099	1:02.319		19.403	227	36.377	209	16	1:46.614	54.106		18.554	237	33.954	211
6	1:51.998	57.110		19.188	229	35.700	213	17	1:48.214	55.073		18.275	239	34.866	214
7	1:50.362	55.260		19.149	229	35.953	214	18	1:46.452	53.170		18.070	243	35.212	215
8	1:50.517	54.971		18.667	233	36.879	216	19	2:22.036	1:27.660		19.160	235	35.216	212
9	1:49.620	55.514		18.474	235	35.632	217	20	1:48.188	54.178		18.484	239	35.526	207
10	1:51.735	55.716		18.839	231	37.180	216	21		1:04.352		21.342	209		
11	2:01.941	1:01.449		24.511	212	35.981	218								

Lap	Time	SE1	SP1	SE2	SP2	SE3	SP3	Lap	Time	SE1	SP1	SE2	SP2	SE3	SP3
62 Oli Webb, GBR/ Benji Hetherington, GBR								theoretical besttime: 1:44.128							
1	2:13.765	1:17.209		19.105	231	37.451	218	16	3:23.952	57.005		21.676	225	2:05.271	
2	1:47.261	54.097		18.543	237	34.621	220	17	1:58.712	1:03.746		18.935	231	36.031	223
3	1:48.927	54.457		18.976	233	35.494	222	18	1:47.446	54.513		18.166	242	34.767	223
4	4:17.795	56.307		20.004	220	3:01.484		19	1:45.505	53.613		17.801	248	34.091	222
5	2:00.085	1:02.995		19.000	235	38.090	218	20	1:46.890	53.291		17.912	245	35.687	197
6	1:48.719	54.668		18.634	238	35.417	219	21	3:34.537	1:03.072		22.389	211	2:09.076	
7	1:48.746	54.309		18.305	241	36.132	221	22	2:01.754	1:04.006		18.562	242	39.186	222
8	1:47.682	54.304		18.509	238	34.869	221	23	1:46.009	53.464		18.101	246	34.444	223
9	1:47.630	54.209		18.426	241	34.995	221	24	1:45.756	53.345		17.845	249	34.566	224
10	3:17.404	55.457		19.697	230	2:02.250		25	1:47.323	53.911		18.036	246	35.376	221
11	2:10.591	1:09.822		19.389	226	41.380	214	26	1:47.919	54.052		18.063	245	35.804	220
12	1:52.887	56.370		18.972	230	37.545	219	27	1:44.416	53.414		17.966	247	33.036	219
13	1:51.217	54.805		18.372	240	38.040	219	28	1:45.637	53.291		17.813	248	34.533	221
14	1:51.206	55.682		19.207	230	36.317	220	29	1:49.807	53.566		17.980	248	38.261	175
15	1:48.076	54.517		18.438	238	35.121	221	30		1:09.085		24.188	186		

Lap	Time	SE1	SP1	SE2	SP2	SE3	SP3	Lap	Time	SE1	SP1	SE2	SP2	SE3	SP3
77 Mark Thomas, CAN/ Ilya Melnikov, AUT								theoretical besttime: 1:50.503							
1	12:39.994	2:55.851		23.247	185	9:20.896		14	4:04.506	58.448		21.010	205	2:45.048	
2	2:15.584	1:13.984		21.622	214	39.978	195	15	2:03.898	1:05.558		19.274	232	39.066	207
3	1:59.292	1:00.303		20.864	232	38.125	202	16	1:53.355	57.872		18.867	237	36.616	209
4	2:00.244	59.711		21.766	211	38.767	203	17	3:04.088	56.527		18.837	239	1:48.724	
5	1:59.029	59.827		19.966	236	39.236	197	18	2:01.819	1:05.717		19.150	232	36.952	210
6	2:01.292	59.289		19.651	235	42.352	200	19	1:51.130	56.224		18.585	237	36.321	208
7	1:58.129	59.649		20.208	224	38.272	207	20	1:51.317	56.173		18.650	240	36.494	209
8	1:56.147	58.987		19.644	237	37.516	201	21	1:52.244	56.943		18.651	239	36.650	209
9	1:57.159	59.957		19.441	239	37.761	203	22	1:52.559	57.167		18.867	234	36.525	211
10	3:41.623	1:00.512		19.856	233	2:21.255		23	1:56.041	57.850		20.829	216	37.362	212
11	2:05.563	1:08.590		19.978	224	36.995	203	24	1:52.897	56.946		19.114	231	36.837	213
12	1:54.368	57.202		19.188	236	37.978	208	25		1:02.948		22.424	201		
13	1:52.487	57.346		19.396	232	35.745	205								





FIA GT Series

Result List Qualifying 1

Provisional



Azerbaijan
23-24 November 2013



Baku, Length: 4380 m
Air temperature: 10.3°C
Track temperature: 11.7°C
Weather condition: Dry

Saturday 23.11.2013 16:40

started : 27 classified : 27 not classified : 0

	Cl.	Drivers	Team	Car	Lap	Best Time	Gap	Diff	Kph	Day Time
1	5	PRO M.Winkelhock /E.Ide	Phoenix Racing	Audi R8 LMS	7	1:43.062			153,0	17:10:45
2	15	PRO A.Sims /S.Dusseldorp	Boutsen Ginion	McLaren MP4-12C	6	1:43.825	0.763	0.763	151,9	17:10:34
3	22	PRO F.Vervisch /S.Vandoorne	Boutsen Ginion	McLaren MP4-12C	7	1:44.229	1.167	0.404	151,3	17:10:31
4	41	PRO N.Tandy /M.Holzer	Trackspeed	Porsche 997 GT3 R	5	1:44.402	1.340	0.173	151,0	17:10:48
5	27	PRO R.Bell /K.Estre	Hexis Racing	McLaren MP4-12C	7	1:44.968	1.906	0.566	150,2	17:10:39
6	11	PRO S.Ortelli /L.Vanthoor	Belgian Audi Club Team WRT	Audi R8 LMS	6	1:45.046	1.984	0.078	150,1	17:10:55
7	42	PRO M.Ragginger /D.Watts	Trackspeed	Porsche 997 GT3 R	4	1:45.297	2.235	0.251	149,7	17:10:51
8	4	PRO N.Catsburg /M.Martin	BMW SportsTrophy Team Marc VD	BMW E89 Z4	7	1:45.513	2.451	0.216	149,4	17:10:42
9	9	PRO S.Loeb /A.Parente	Sebastien Loeb Racing	McLaren MP4-12C	5	1:45.662	2.600	0.149	149,2	17:09:23
10	14	PAM C.Campanico /M.Ammernüller	Novadrivier	Audi R8 LMS	6	1:46.280	3.218	0.618	148,4	17:10:57
11	2	PAM S.Afanasiev /A.Simonsen	HTP Gravity Charouz	Mercedes SLS AMG GT3	7	1:46.332	3.270	0.052	148,3	17:10:37
12	10	PRO A.Zuber /M.Parisy	Sebastien Loeb Racing	McLaren MP4-12C	5	1:46.602	3.540	0.270	147,9	17:09:26
13	7	PAM P.Cunha /M.Stumpf	ACL by Rodrive	Lamborghini LP560-4	5	1:48.221	5.159	1.619	145,7	17:09:16
14	0	PRO A.Khodair /C.Bueno	BMW Sports Trophy Team Brasil	BMW E89 Z4	4	1:51.001	7.939	2.780	142,1	17:10:06
15	45	PAM H.Hassid /A.Beltoise	TDS Racing(FRA)	BMW E89 Z4	5	1:51.255	8.193	0.254	141,7	17:11:06
16	62	PRO O.Webb /B.Hetherington	Fortec Motorsport	Mercedes SLS AMG GT3	2	1:53.257	10.195	2.002	139,2	16:47:57
17	18	PRO G.Demoustier /F.Albuquerque	Team WRT	Audi R8 LMS	4	1:54.697	11.635	1.440	137,5	17:10:02
18	21	PRO R.Zonta /S.Jimenez	BMW Sports Trophy Team Brasil	BMW E89 Z4	4	1:55.348	12.286	0.651	136,7	17:10:07
19	25	PAM D.Baumann /H.Proczyk	GRT Grasser Racing Team	Lamborghini LP560-4	4	1:55.585	12.523	0.237	136,4	17:10:16
20	44	PRO A.Soucek /O.Turvey	MRS GT Racing	McLaren MP4-12C	3	1:55.784	12.722	0.199	136,2	17:10:00
21	52	PRO F.Sladecka /S.Rosina	GRT Grasser Racing Team	Lamborghini LP560-4	2	1:55.848	12.786	0.064	136,1	17:09:57
22	13	PRO F.Stippler /E.Sandstrom	Belgian Audi Club Team WRT	Audi R8 LMS	4	1:56.309	13.247	0.461	135,6	17:09:53
23	12	PRO N.Mayr-Melnhof /R.Rast	Team WRT	Audi R8 LMS	4	1:56.560	13.498	0.251	135,3	17:09:55
24	77	GTR M.Thomas /I.Melnikov	MRS GT Racing	McLaren MP4-12C	4	2:00.988	17.926	4.428	130,3	17:09:47
25	50	GTR C.Sdanewitsch /F.Leo	AF Corse	Ferrari 458 Italia GT3	2	2:05.014	21.952	4.026	126,1	16:47:04
26	3	PAM P.Charouz /J.Janis	HTP Gravity Charouz	Mercedes SLS AMG GT3	2	2:09.748	26.686	4.734	121,5	17:10:20
	1	PRO M.Buhk /A.Day	HTP Gravity Charouz	Mercedes SLS AMG GT3	0					

Publications Time:

Race Director:

Time Keeping:


BLANCPAIN Timing

ver: 1.0

www.fiagtseries.com

Page 1/1 printed: 23.11.2013 17:13





FIA GT Series

Class results Qualifying 1

Provisional



Azerbaijan
23-24 November 2013




Baku, Length: 4380 m
Air temperature: 10.3°C
Track temperature: 11.7°C
Weather condition: Dry

Saturday 23.11.2013 16:40

started : 27 classified : 27 not classified : 0

Drivers	Team	Car	Lap	Best Time	Gap	Diff	Kph	Day Time	
CLASS: PRO CUP									
Started: 19			Classified: 19			Not Classified: 0			
1	5	M.Winkelhock/E.Ide	Phoenix Racing	Audi R8 LMS	7	1:43.062	153,0	17:10:45	
2	15	A.Sims/S.Dusseldorp	Boutsen Ginion	McLaren MP4-12C	6	1:43.825	0.763	0.763 151,9	17:10:34
3	22	F.Vervisch/S.Vandoorne	Boutsen Ginion	McLaren MP4-12C	7	1:44.229	1.167	0.404 151,3	17:10:31
4	41	N.Tandy/M.Holzer	Trackspeed	Porsche 997 GT3 R	5	1:44.402	1.340	0.173 151,0	17:10:48
5	27	R.Bell/K.Estre	Hexis Racing	McLaren MP4-12C	7	1:44.968	1.906	0.566 150,2	17:10:39
6	11	S.Ortelli/L.Vanthoor	Belgian Audi Club Team WRT	Audi R8 LMS	6	1:45.046	1.984	0.078 150,1	17:10:55
7	42	M.Ragginger/D.Watts	Trackspeed	Porsche 997 GT3 R	4	1:45.297	2.235	0.251 149,7	17:10:51
8	4	N.Catsburg/M.Martin	BMW Sports Trophy Team Marc V	BMW E89 Z4	7	1:45.513	2.451	0.216 149,4	17:10:42
9	9	S.Loeb/A.Parente	Sebastien Loeb Racing	McLaren MP4-12C	5	1:45.662	2.600	0.149 149,2	17:09:23
10	10	A.Zuber/M.Parisy	Sebastien Loeb Racing	McLaren MP4-12C	5	1:46.602	3.540	0.270 147,9	17:09:26
11	0	A.Khodair/C.Bueno	BMW Sports Trophy Team Brasil	BMW E89 Z4	4	1:51.001	7.939	2.780 142,1	17:10:06
12	62	O.Webb/B.Hetherington	Fortec Motorsport	Mercedes SLS AMG GT3	2	1:53.257	10.195	2.002 139,2	16:47:57
13	18	G.Demoustier/F.Albuquerque	Team WRT	Audi R8 LMS	4	1:54.697	11.635	1.440 137,5	17:10:02
14	21	R.Zonta/S.Jimenez	BMW Sports Trophy Team Brasil	BMW E89 Z4	4	1:55.348	12.286	0.651 136,7	17:10:07
15	44	A.Soucek/O.Turvey	MRS GT Racing	McLaren MP4-12C	3	1:55.784	12.722	0.199 136,2	17:10:00
16	52	F.Sladecka/S.Rosina	GRT Grasser Racing Team	Lamborghini LP560-4	2	1:55.848	12.786	0.064 136,1	17:09:57
17	13	F.Stippler/E.Sandstrom	Belgian Audi Club Team WRT	Audi R8 LMS	4	1:56.309	13.247	0.461 135,6	17:09:53
18	12	N.Mayr-Melnhof/R.Rast	Team WRT	Audi R8 LMS	4	1:56.560	13.498	0.251 135,3	17:09:55
	1	M.Buhk/A.Day	HTP Gravity Charouz	Mercedes SLS AMG GT3	0				





FIA GT Series

Class results Qualifying 1

Provisional



Azerbaijan
23-24 November 2013




Baku, Length: 4380 m
Air temperature: 10.3°C
Track temperature: 11.7°C
Weather condition: Dry

Saturday 23.11.2013 16:40

started : 27 classified : 27 not classified : 0

Drivers	Team	Car	Lap	Best Time	Gap	Diff	Kph	Day Time
CLASS: PRO-AM CUP								
Started: 6			Classified: 6			Not Classified: 0		
1 14 C.Campanico/M.Ammermüller	Novadriver	Audi R8 LMS	6	1:46.280	3.218	0.618	148,4	17:10:57
2 2 S.Afanasiev/A.Simonsen	HTP Gravity Charouz	Mercedes SLS AMG GT3	7	1:46.332	3.270	0.052	148,3	17:10:37
3 7 P.Cunha/M.Stumpf	ACL by Rodrive	Lamborghini LP560-4	5	1:48.221	5.159	1.619	145,7	17:09:16
4 45 H.Hassid/A.Beltoise	TDS Racing(FRA)	BMW E89 Z4	5	1:51.255	8.193	0.254	141,7	17:11:06
5 25 D.Baumann/H.Proczyk	GRT Grasser Racing Team	Lamborghini LP560-4	4	1:55.585	12.523	0.237	136,4	17:10:16
6 3 P.Charouz/J.Janis	HTP Gravity Charouz	Mercedes SLS AMG GT3	2	2:09.748	26.686	4.734	121,5	17:10:20





FIA GT Series

Class results Qualifying 1

Provisional



Azerbaijan
23-24 November 2013



Baku, Length: 4380 m
Air temperature: 10.3°C
Track temperature: 11.7°C
Weather condition: Dry

Saturday 23.11.2013 16:40

started : 27 classified : 27 not classified : 0

Drivers	Team	Car	Lap	Best Time	Gap	Diff	Kph	Day Time
CLASS: GENTLEMEN TROPHY								
Started: 2			Classified: 2			Not Classified: 0		
1 77 M.Thomas/I.Melnikov	MRS GT Racing	McLaren MP4-12C	4	2:00.988	17.926	4.428	130,3	17:09:47
2 50 C.Sdanewitsch/F.Leo	AF Corse	Ferrari 458 Italia GT3	2	2:05.014	21.952	4.026	126,1	16:47:04

Publications Time:

Race Director:

Time Keeping:

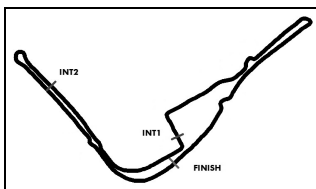
BLANCPAIN Timing

ver: 1.0

www.fiagtseries.com

Page 3/ 3 printed: 23.11.2013 17:13





FIA GT Series

Lap analysis Qualifying 1

Provisional



Azerbaijan
23-24 November 2013

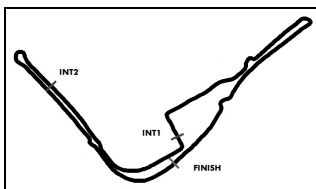


Baku, Length: 4380 m
Air temperature: 10.3°C
Track temperature: 11.7°C
Weather condition: Dry

Saturday 23.11.2013 16:40

Lap	Time	SE1	SP1	SE2	SP2	SE3	SP3	Lap	Time	SE1	SP1	SE2	SP2	SE3	SP3
0 Allam Khodair, BRA/ Caca Bueno, BRA								theoretical besttime: 1:51.001							
1	4:48.830	3:48.496		19.559	224	40.775	219	4	1:51.001	52.539		17.670	246	40.792	218
2	19:07.040	55.376		20.976	196	17:50.688		5		54.347		24.272	208		
3	2:23.001	1:09.211		24.516	79	49.274	219								
1 Maximilian Buhk, DEU/ Alon Day, ISR								theoretical besttime: 1:14.881							
1	6:49.851	5:53.385		19.545	235	36.921	217	2		55.336					
2 Sergei Afanasiev, RUS/ Andreas Simonsen, SWE								theoretical besttime: 1:46.332							
1	4:43.149	3:43.429		22.234	216	37.486	214	5	1:57.921	1:01.770		19.621	229	36.530	215
2	1:53.581	57.822		20.053	226	35.706	218	6	1:47.442	53.138		19.068	238	35.236	221
3	1:49.416	54.706		18.908	232	35.802	220	7	1:46.332	53.129		18.614	238	34.589	221
4	16:39.060	1:20.759		32.528	158	14:45.773		8		1:04.170		26.848	148		
3 Petr Charouz, CZE/ Jarek Janis, CZE								theoretical besttime: 2:09.748							
1	28:10.166	26:50.720		28.783	139	50.663	185	3		1:09.217		28.036	177		
2	2:09.748	1:06.453		22.871	209	40.424	198								
4 Nicky Catsburg, NLD/ Maxime Martin, BEL								theoretical besttime: 1:45.513							
1	3:49.726	2:52.838		19.690	216	37.198	219	5	2:00.401	1:03.750		19.498	212	37.153	219
2	1:46.098	53.134		18.558	234	34.406	220	6	1:46.130	53.408		18.368	238	34.354	220
3	1:59.413	57.469		20.763	158	41.181	219	7	1:45.513	52.924		18.294	236	34.295	220
4	17:34.498	56.985		28.474	156	16:09.039		8		1:07.126		23.221	181		
5 Markus Winkelhock, DEU/ Enzo Ide, BEL								theoretical besttime: 1:42.954							
1	3:40.938	2:48.606		18.038	243	34.294	219	5	2:03.652	1:07.227		19.078	229	37.347	221
2	1:45.181	52.895		17.796	245	34.490	221	6	1:45.964	52.038		17.487	247	36.439	222
3	1:43.314	51.935		17.548	249	33.831	223	7	1:43.062	51.771		17.595	247	33.696	222
4	18:02.816	1:51.282		28.759	158	15:42.775		8		1:05.411		23.321	174		
7 Patrick Pereira da Cunha, PRT/ Matheus Dall Agnol Stumpf, BRA								theoretical besttime: 1:47.373							
1	5:04.176	4:06.274		20.483	218	37.419	217	4	2:05.852	1:05.518		20.295	213	40.039	216
2	2:00.278	55.438		19.478	224	45.362	220	5	1:48.221	54.846		18.674	235	34.701	224
3	18:17.899	1:03.672		21.790	165	16:52.437		6		53.998					
9 Sebastien Loeb, FRA/ Alvaro Parente, PRT								theoretical besttime: 1:45.655							
1	6:41.092	5:39.902		23.283	221	37.907	201	4	2:07.968	1:04.069		19.629	231	44.270	214
2	1:53.168	55.681		19.679	224	37.808	172	5	1:45.662	53.121		18.286	246	34.255	223
3	16:55.375	1:16.498		36.903	164	15:01.974		6		53.114		18.475	243		
10 Andreas Zuber, AUT/ Mike Parisy, FRA								theoretical besttime: 1:46.418							
1	5:02.001	4:03.267		20.629	223	38.105	200	4	2:10.687	1:05.557		20.506	205	44.624	211
2	1:56.072	56.144		19.062	237	40.866	211	5	1:46.602	53.562		18.221	245	34.819	217
3	18:30.561	55.048		19.441	241	17:16.072		6		53.378		18.481	244		
11 Stephane Ortelli, MCO/ Laurens Vanthoor, BEL								theoretical besttime: 1:45.046							
1	5:34.685	4:37.342		21.226	220	36.117	217	5	1:48.917	55.730		18.293	239	34.894	219
2	1:50.906	55.282		20.490	219	35.134	216	6	1:45.046	52.914		17.809	244	34.323	221
3	17:53.071	53.846		28.964	148	16:30.261		7		1:02.806		22.477	207		
4	2:02.145	1:04.679		19.512	231	37.954	217								
12 Niki Mayr-Melnhof, AUT/ Rene Rast, DEU								theoretical besttime: 1:50.355							
1	6:52.316	5:51.411		20.284	190	40.621	185	4	1:56.560	1:00.604		19.403	232	36.553	218
2	18:43.099	1:04.806		24.384	157	17:13.909		5		54.399		24.960	207		
3	2:22.483	1:18.290		24.847	199	39.346	195								





FIA GT Series

Lap analysis Qualifying 1

Provisional



Azerbaijan
23-24 November 2013

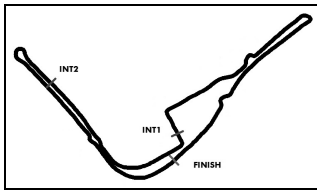


Baku, Length: 4380 m
Air temperature: 10.3°C
Track temperature: 11.7°C
Weather condition: Dry

Saturday 23.11.2013 16:40

Lap	Time	SE1	SP1	SE2	SP2	SE3	SP3	Lap	Time	SE1	SP1	SE2	SP2	SE3	SP3
13 Frank Stippler, DEU/ Edward Sandstrom, SWE								theoretical besttime: 1:54.255							
1	8:31.394	7:22.459		25.937	161	42.998	170	4	1:56.309	59.984		20.808	212	35.517	216
2	17:02.441	1:17.291		33.195	128	15:11.955		5		57.930		25.509	198		
3	2:22.505	1:17.555		24.035	160	40.915	200								
14 Cesar Campanico, PRT/ Michael Ammermüller, DEU								theoretical besttime: 1:46.280							
1	5:43.914	4:44.770		21.101	213	38.043	197	5	1:50.473	56.714		18.540	238	35.219	216
2	1:53.496	58.319		19.567	228	35.610	217	6	1:46.280	53.416		18.411	238	34.453	214
3	17:36.357	56.353		28.479	153	16:11.525		7		1:05.329		22.587	207		
4	2:06.720	1:06.319		19.962	230	40.439	213								
15 Alexander Sims, GBR/ Stef Dusseldorp, NLD								theoretical besttime: 1:43.825							
1	5:18.678	4:23.013		19.848	234	35.817	218	5	1:45.247	52.845		18.172	245	34.230	223
2	1:47.209	53.702		18.042	246	35.465	221	6	1:43.825	52.137		17.747	250	33.941	223
3	18:02.231	1:01.758		21.696	178	16:38.777		7		1:06.005		27.234	151		
4	1:56.290	1:02.771		18.518	243	35.001	221								
18 Gregoire Demoustier, FRA/ Filipe Albuquerque, PRT								theoretical besttime: 1:54.055							
1	7:50.740	6:49.764		21.491	221	39.485	199	4	1:54.697	57.775		19.469	233	37.453	207
2	17:48.291	1:13.476		27.250	205	16:07.565		5		57.133		27.008	195		
3	2:27.914	1:18.911		24.439	193	44.564	196								
21 Ricardo Zonta, BRA/ Sergio Jimenez, BRA								theoretical besttime: 1:50.290							
1	5:29.455	4:30.938		21.890	172	36.627	213	4	1:55.348	58.835		18.863	230	37.650	216
2	18:53.068	55.189		24.120	211	17:33.759		5		55.233		24.172	192		
3	2:00.616	1:04.688		19.690	223	36.238	217								
22 Frederic Vervisch, BEL/ Stoffel Vandoorne, BEL								theoretical besttime: 1:44.229							
1	4:32.755	3:38.083		19.136	239	35.536	217	5	1:54.990	1:01.019		18.755	238	35.216	217
2	1:45.497	52.814		18.375	244	34.308	219	6	1:44.673	52.599		18.107	245	33.967	219
3	1:46.329	53.959		18.255	245	34.115	220	7	1:44.229	52.310		18.008	245	33.911	219
4	17:02.215	1:09.189		30.196	129	15:22.830		8		1:07.373		27.588	165		
25 Dominik Baumann, DEU/ Hari Proczyk, AUT								theoretical besttime: 1:55.585							
1	6:48.518	5:34.723		24.889	128	48.906	175	4	1:55.585	1:00.327		19.017	235	36.241	220
2	19:19.276	1:28.911		29.318	157	17:21.047		5		1:03.713		31.573	146		
3	2:12.408	1:13.677		20.345	232	38.386	212								
27 Rob Bell, GBR/ Kevin Estre, FRA								theoretical besttime: 1:44.769							
1	4:25.477	3:26.580		21.226	214	37.671	212	5	1:57.137	1:02.643		18.777	239	35.717	219
2	1:49.014	55.606		18.511	243	34.897	216	6	1:45.338	52.633		18.092	248	34.613	223
3	1:45.787	53.460		18.052	246	34.275	220	7	1:44.968	52.662		17.861	246	34.445	223
4	17:11.079	1:11.180		31.189	138	15:28.710		8		1:05.581		24.513	154		
41 Nick Tandy, GBR/ Marco Holzer, DEU								theoretical besttime: 1:43.973							
1	7:23.684	6:28.691		19.546	232	35.447	219	4	1:44.615	52.585		18.080	243	33.950	221
2	17:52.400	54.648		29.380	138	16:28.372		5	1:44.402	51.943		18.082	244	34.377	220
3	2:02.809	1:04.659		19.499	240	38.651	219	6		1:04.522		24.083	159		
42 Martin Ragginger, AUT/ Daniel Watts, GBR								theoretical besttime: 1:45.101							
1	25:17.153	7:54.479		21.293	218	17:01.381		4	1:45.297	52.553		18.468	240	34.276	208
2	2:02.068	1:04.434		19.475	234	38.159	219	5		1:04.099		23.057	157		
3	1:46.479	53.690		18.272	244	34.517	207								





FIA GT Series

Lap analysis Qualifying 1

Provisional



Azerbaijan
23-24 November 2013




Baku, Length: 4380 m
Air temperature: 10.3°C
Track temperature: 11.7°C
Weather condition: Dry

Saturday 23.11.2013 16:40

Lap	Time	SE1	SP1	SE2	SP2	SE3	SP3	Lap	Time	SE1	SP1	SE2	SP2	SE3	SP3
44	Andy Soucek, ESP/ Oliver Turvey, GBR							theoretical besttime: 1:54.332							
1	25:42.243	7:34.990		21.136	194	17:46.117		3	1:55.784	56.616		19.561	233	39.607	222
2	2:21.556	1:16.586		22.183	193	42.787	217	4		55.164		25.246	188		
45	Henry Hassid, FRA/ Anthony Beltoise, FRA							theoretical besttime: 1:51.120							
1	7:27.945	6:29.480		20.657	214	37.808	208	4	1:52.203	56.238		19.560	225	36.405	209
2	17:47.417	57.070		28.138	188	16:22.209		5	1:51.255	55.246		19.469	225	36.540	206
3	2:07.143	1:07.060		20.231	224	39.852	205	6		1:13.849		30.233	159		
50	Claudio Sdanewitsch, DEU/ Federico Leo, ITA							theoretical besttime: 2:03.595							
1	4:58.586	3:55.979		23.035	218	39.572	202	4	2:34.129	1:17.738		24.068	112	52.323	198
2	2:05.014	1:04.346		20.816	227	39.852	201	5		1:11.970		29.096	181		
3	18:41.015	1:03.487		21.684	195	17:15.844									
52	Filip Sladecka, SVK/ Stefan Rosina, SVK							theoretical besttime: 1:54.417							
1	28:01.032	26:56.487		23.331	205	41.214	202	3		56.936		25.197	189		
2	1:55.848	58.367		20.049	230	37.432	213								
62	Oli Webb, GBR/ Benji Hetherington, GBR							theoretical besttime: 1:51.921							
1	6:04.144	5:02.635		21.509	219	40.000	208	4	2:19.328	1:14.176		23.895	193	41.257	220
2	1:53.257	56.804		19.166	230	37.287	221	5	1:55.918	57.168		20.507	218	38.243	224
3	17:43.328	1:12.307		30.186	154	16:00.835		6		55.468		25.757	182		
77	Mark Thomas, CAN/ Ilya Melnikov, AUT							theoretical besttime: 2:00.091							
1	7:50.440	6:48.532		21.274	221	40.634	190	4	2:00.988	1:01.911		20.333	227	38.744	194
2	17:36.949	1:17.681		29.139	130	15:50.129		5		1:01.014		24.561	205		
3	2:18.785	1:16.513		21.650	222	40.622	192								





FIA GT Series

Result List Qualifying 2

Provisional



Azerbaijan
23-24 November 2013



Baku, Length: 4380 m
Air temperature: 9.5°C
Track temperature: 11.2°C
Weather condition: Dry

Saturday 23.11.2013 17:02

started : 25 classified : 25 not classified : 0

	Cl.	Drivers	Team	Car	Lap	Best Time	Gap	Diff	Kph	Day Time
1	12	PRO N.Mayr-Melnhof/R.Rast	Team WRT	Audi R8 LMS	7	1:42.551			153,8	17:33:18
2	11	PRO S.Ortelli/L.Vanthoor	Belgian Audi Club Team WRT	Audi R8 LMS	5	1:43.615	1.064	1.064	152,2	17:29:20
3	10	PRO A.Zuber/M.Parisy	Sebastien Loeb Racing	McLaren MP4-12C	6	1:43.855	1.304	0.240	151,8	17:30:40
4	4	PRO N.Catsburg/M.Martin	BMW SportsTrophy Team Marc VD	BMW E89 Z4	6	1:43.908	1.357	0.053	151,7	17:32:40
5	15	PRO A.Sims/S.Dusseldorp	Boutsen Ginion	McLaren MP4-12C	7	1:43.944	1.393	0.036	151,7	17:31:41
6	9	PRO S.Loeb/A.Parente	Sebastien Loeb Racing	McLaren MP4-12C	7	1:44.123	1.572	0.179	151,4	17:32:39
7	22	PRO F.Vervisch/S.Vandoorne	Boutsen Ginion	McLaren MP4-12C	7	1:44.216	1.665	0.093	151,3	17:31:43
8	27	PRO R.Bell/K.Estre	Hexis Racing	McLaren MP4-12C	6	1:44.243	1.692	0.027	151,3	17:30:10
9	21	PRO R.Zonta/S.Jimenez	BMW Sports Trophy Team Brasil	BMW E89 Z4	7	1:44.509	1.958	0.266	150,9	17:33:25
10	13	PRO F.Stippler/E.Sandstrom	Belgian Audi Club Team WRT	Audi R8 LMS	8	1:44.587	2.036	0.078	150,8	17:34:45
11	0	PRO A.Khodair/C.Bueno	BMW Sports Trophy Team Brasil	BMW E89 Z4	6	1:44.699	2.148	0.112	150,6	17:30:16
12	44	PRO A.Soucek/O.Turvey	MRS GT Racing	McLaren MP4-12C	7	1:44.851	2.300	0.152	150,4	17:32:07
13	50	GTR C.Sdanewitsch/F.Leo	AF Corse	Ferrari 458 Italia GT3	6	1:45.156	2.605	0.305	149,9	17:31:59
14	2	PAM S.Afanasiev/A.Simonsen	HTP Gravity Charouz	Mercedes SLS AMG GT3	7	1:45.207	2.656	0.051	149,9	17:32:24
15	5	PRO M.Winkelhock/E.Ide	Phoenix Racing	Audi R8 LMS	6	1:45.403	2.852	0.196	149,6	17:32:45
16	14	PAM C.Campanico/M.Ammerrüller	Novadriver	Audi R8 LMS	5	1:45.491	2.940	0.088	149,5	17:30:03
17	62	PRO O.Webb/B.Hetherington	Fortec Motorsport	Mercedes SLS AMG GT3	3	1:45.575	3.024	0.084	149,4	17:24:53
18	41	PRO N.Tandy/M.Holzer	Trackspeed	Porsche 997 GT3 R	6	1:45.583	3.032	0.008	149,3	17:32:33
19	25	PAM D.Baumann/H.Proczyk	GRT Grasser Racing Team	Lamborghini LP560-4	5	1:45.588	3.037	0.005	149,3	17:34:36
20	52	PRO F.Sladecka/S.Rosina	GRT Grasser Racing Team	Lamborghini LP560-4	8	1:45.600	3.049	0.012	149,3	17:34:04
21	18	PRO G.Demoustier/F.Albuquerque	Team WRT	Audi R8 LMS	7	1:45.737	3.186	0.137	149,1	17:32:38
22	3	PAM P.Charouz/J.Janis	HTP Gravity Charouz	Mercedes SLS AMG GT3	3	1:46.222	3.671	0.485	148,4	17:27:40
23	42	PRO M.Ragginger/D.Watts	Trackspeed	Porsche 997 GT3 R	5	1:46.297	3.746	0.075	148,3	17:31:02
24	45	PAM H.Hassid/A.Beltoise	TDS Racing(FRA)	BMW E89 Z4	6	1:46.960	4.409	0.663	147,4	17:31:05
25	77	GTR M.Thomas/I.Melnikov	MRS GT Racing	McLaren MP4-12C	5	1:49.821	7.270	2.861	143,6	17:29:04

Cancellation of the relevant laps for the cars no. 5, 3, 25, 50, 14, 62, 4, 41, 45

Publications Time:

Race Director:

Time Keeping:

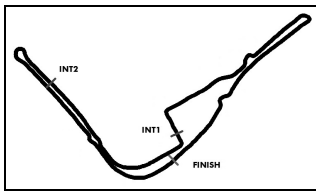
BLANCPAIN Timing

ver: 1.0

www.fiagtseries.com

Page 1/1 printed: 23.11.2013 17:41





FIA GT Series

Class results Qualifying 2

Provisional



Azerbaijan
23-24 November 2013




Baku, Length: 4380 m
Air temperature: 9.5°C
Track temperature: 11.2°C
Weather condition: Dry

Saturday 23.11.2013 17:02

started : 25 classified : 25 not classified : 0

Drivers	Team	Car	Lap	Best Time	Gap	Diff	Kph	Day Time
CLASS: PRO CUP								
Started: 18			Classified: 18			Not Classified: 0		
1 12 N.Mayr-Melnhof/R.Rast	Team WRT	Audi R8 LMS	7	1:42.551			153,8	17:33:18
2 11 S.Ortelli/L.Vanthoor	Belgian Audi Club Team WRT	Audi R8 LMS	5	1:43.615	1.064	1.064	152,2	17:29:20
3 10 A.Zuber/M.Parisy	Sebastien Loeb Racing	McLaren MP4-12C	6	1:43.855	1.304	0.240	151,8	17:30:40
4 4 N.Catsburg/M.Martin	BMW SportsTrophy Team Marc V	BMW E89 Z4	6	1:43.908	1.357	0.053	151,7	17:32:40
5 15 A.Sims/S.Dusseldorp	Boutsen Ginion	McLaren MP4-12C	7	1:43.944	1.393	0.036	151,7	17:31:41
6 9 S.Loeb/A.Parente	Sebastien Loeb Racing	McLaren MP4-12C	7	1:44.123	1.572	0.179	151,4	17:32:39
7 22 F.Vervisch/S.Vandoorne	Boutsen Ginion	McLaren MP4-12C	7	1:44.216	1.665	0.093	151,3	17:31:43
8 27 R.Bell/K.Estre	Hexis Racing	McLaren MP4-12C	6	1:44.243	1.692	0.027	151,3	17:30:10
9 21 R.Zonta/S.Jimenez	BMW Sports Trophy Team Brasil	BMW E89 Z4	7	1:44.509	1.958	0.266	150,9	17:33:25
10 13 F.Stippler/E.Sandstrom	Belgian Audi Club Team WRT	Audi R8 LMS	8	1:44.587	2.036	0.078	150,8	17:34:45
11 0 A.Khodair/C.Bueno	BMW Sports Trophy Team Brasil	BMW E89 Z4	6	1:44.699	2.148	0.112	150,6	17:30:16
12 44 A.Soucek/O.Turvey	MRS GT Racing	McLaren MP4-12C	7	1:44.851	2.300	0.152	150,4	17:32:07
13 5 M.Winkelhock/E.Ide	Phoenix Racing	Audi R8 LMS	6	1:45.403	2.852	0.196	149,6	17:32:45
14 62 O.Webb/B.Hetherington	Fortec Motorsport	Mercedes SLS AMG GT3	3	1:45.575	3.024	0.084	149,4	17:24:53
15 41 N.Tandy/M.Holzer	Trackspeed	Porsche 997 GT3 R	6	1:45.583	3.032	0.008	149,3	17:32:33
16 52 F.Sladecka/S.Rosina	GRT Grasser Racing Team	Lamborghini LP560-4	8	1:45.600	3.049	0.012	149,3	17:34:04
17 18 G.Demoustier/F.Albuquerque	Team WRT	Audi R8 LMS	7	1:45.737	3.186	0.137	149,1	17:32:38
18 42 M.Ragginger/D.Watts	Trackspeed	Porsche 997 GT3 R	5	1:46.297	3.746	0.075	148,3	17:31:02





FIA GT Series

Class results Qualifying 2

Provisional



Azerbaijan
23-24 November 2013




Baku, Length: 4380 m
Air temperature: 9.5°C
Track temperature: 11.2°C
Weather condition: Dry

Saturday 23.11.2013 17:02

started : 25 classified : 25 not classified : 0

Drivers	Team	Car	Lap	Best Time	Gap	Diff	Kph	Day Time
CLASS: PRO-AM CUP								
Started: 5			Classified: 5			Not Classified: 0		
1 2 S.Afanasyev/A.Simonsen	HTP Gravity Charouz	Mercedes SLS AMG GT3	7	1:45.207	2.656	0.051	149,9	17:32:24
2 14 C.Campanico/M.Ammermüller	Novadriver	Audi R8 LMS	5	1:45.491	2.940	0.088	149,5	17:30:03
3 25 D.Baumann/H.Proczyk	GRT Grasser Racing Team	Lamborghini LP560-4	5	1:45.588	3.037	0.005	149,3	17:34:36
4 3 P.Charouz/J.Janis	HTP Gravity Charouz	Mercedes SLS AMG GT3	3	1:46.222	3.671	0.485	148,4	17:27:40
5 45 H.Hassid/A.Beltoise	TDS Racing(FRA)	BMW E89 Z4	6	1:46.960	4.409	0.663	147,4	17:31:05





FIA GT Series

Class results Qualifying 2

Provisional



Azerbaijan
23-24 November 2013



Baku, Length: 4380 m
Air temperature: 9.5°C
Track temperature: 11.2°C
Weather condition: Dry

Saturday 23.11.2013 17:02

started : 25 classified : 25 not classified : 0

Drivers	Team	Car	Lap	Best Time	Gap	Diff	Kph	Day Time
CLASS: GENTLEMEN TROPHY								
Started: 2			Classified: 2			Not Classified: 0		
1 50 C.Sdanewitsch/F.Leo	AF Corse	Ferrari 458 Italia GT3	6	1:45.156	2.605	0.305	149,9	17:31:59
2 77 M.Thomas/I.Melnikov	MRS GT Racing	McLaren MP4-12C	5	1:49.821	7.270	2.861	143,6	17:29:04

Cancellation of the relevant laps for the cars no. 5, 3, 25, 50, 14, 62, 4, 41, 45

Publications Time:

Race Director:

Time Keeping:

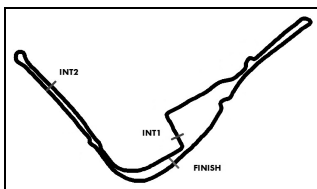
BLANCPAIN Timing

ver: 1.0

www.fiagtseries.com

Page 3/ 3 printed: 23.11.2013 17:41





FIA GT Series

Lap analysis Qualifying 2

Provisional



Azerbaijan
23-24 November 2013

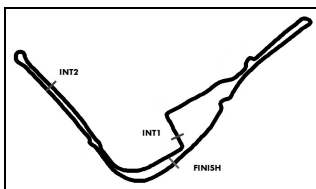


Baku, Length: 4380 m
Air temperature: 9.5°C
Track temperature: 11.2°C
Weather condition: Dry

Saturday 23.11.2013 17:02

Lap	Time	SE1	SP1	SE2	SP2	SE3	SP3	Lap	Time	SE1	SP1	SE2	SP2	SE3	SP3
0 Allam Khodair, BRA/ Caca Bueno, BRA								theoretical besttime: 1:44.674							
1	2:22.735	1:16.931		19.054	238	46.750	210	5	1:45.747	52.721		17.801	244	35.225	218
2	1:49.637	54.779		17.951	245	36.907	219	6	1:44.699	52.692		17.718	245	34.289	218
3	1:45.637	53.227		18.123	243	34.287	219	7	2:00.224	1:00.397		21.912	175	37.915	218
4	1:44.869	52.745		17.860	244	34.264	218	8		54.289		24.112	138		
2 Sergei Afanasiev, RUS/ Andreas Simonsen, SWE								theoretical besttime: 1:44.924							
1	2:39.978	1:35.797		19.877	169	44.304	219	5	1:49.035	55.046		18.005	236	35.984	225
2	1:46.332	53.607		17.902	251	34.823	226	6	1:45.213	52.751		17.765	250	34.697	225
3	1:45.290	52.701		17.789	251	34.800	216	7	1:45.207	52.577		17.650	252	34.980	225
4	1:50.007	56.016		18.389	243	35.602	225	8		1:02.377		19.985	197		
3 Petr Charouz, CZE/ Jarek Janis, CZE								theoretical besttime: 1:46.222							
1	3:04.362	2:01.450		20.731	184	42.181	212	5	1:47.853	54.048		18.290	244	35.515	213
2	1:47.716	54.374		18.451	243	34.891	216	6	1:47.002	53.806		18.282	244	34.914	214
3	1:46.222	53.299		18.210	243	34.713	218	7		1:01.273		21.448	221		
4	1:54.896	53.370		24.015	198	37.511	214								
4 Nicky Catsburg, NLD/ Maxime Martin, BEL								theoretical besttime: 1:43.764							
1	2:54.955	1:51.561		20.100	174	43.294	220	5	1:50.777	55.826		18.115	242	36.836	220
2	1:49.258	55.075		18.976	227	35.207	220	6	1:43.908	52.286		17.860	243	33.762	221
3	1:44.184	52.142		18.116	240	33.926	221	7		52.235		17.909	244		
4	1:50.524	55.395		18.845	234	36.284	221								
5 Markus Winkelhock, DEU/ Enzo Ide, BEL								theoretical besttime: 1:45.338							
1	2:58.162	1:55.958		19.246	221	42.958	218	5	1:49.289	54.211		18.439	242	36.639	219
2	1:45.803	53.359		18.018	245	34.426	220	6	1:45.403	53.128		18.083	244	34.192	219
3	1:49.481	55.112		18.518	238	35.851	220	7		1:19.956		32.900	107		
4	1:46.013	53.292		18.214	241	34.507	220								
9 Sebastien Loeb, FRA/ Alvaro Parente, PRT								theoretical besttime: 1:44.107							
1	2:51.362	1:45.506		19.743	177	46.113	218	6	1:50.128	54.919		18.460	233	36.749	218
2	1:50.167	54.110		18.500	243	37.557	215	7	1:44.123	52.441		17.847	250	33.835	222
3	1:44.464	52.702		17.943	249	33.819	217	8	1:46.124	52.770		17.937	250	35.417	220
4	1:50.875	54.173		19.010	241	37.692	218	9		59.982		23.372	128		
5	1:45.084	52.679		18.104	248	34.301	218								
10 Andreas Zuber, AUT/ Mike Parisy, FRA								theoretical besttime: 1:43.658							
1	2:47.264	1:44.543		19.756	192	42.965	208	6	1:43.855	51.959		18.052	244	33.844	219
2	1:47.071	53.971		18.494	238	34.606	217	7	1:47.365	51.892		19.118	244	36.355	218
3	1:45.243	53.046		18.026	244	34.171	216	8	1:46.805	52.718		19.102	233	34.985	217
4	1:50.325	54.141		19.725	214	36.459	216	9		1:03.918		23.290	177		
5	1:44.098	52.316		18.042	244	33.740	218								
11 Stephane Ortelli, MCO/ Laurens Vanthoor, BEL								theoretical besttime: 1:43.184							
1	3:11.586	2:15.564		19.630	234	36.392	221	5	1:43.615	52.316		17.649	246	33.650	222
2	1:44.444	52.732		17.887	247	33.825	222	6	1:54.299	1:00.714		17.600	248	35.985	220
3	1:53.067	59.971		19.187	247	33.909	221	7	1:43.788	52.236		17.520	250	34.032	221
4	1:44.313	52.014		17.601	248	34.698	222	8		1:44.212		18.442	245		
12 Niki Mayr-Melnhof, AUT/ Rene Rast, DEU								theoretical besttime: 1:42.404							
1	3:30.240	2:37.525		17.954	247	34.761	221	5	1:42.675	51.498		17.486	248	33.691	222
2	1:49.078	52.054		17.506	248	39.518	220	6	1:53.157	1:00.312		17.728	249	35.117	222
3	1:43.178	51.768		17.536	250	33.874	222	7	1:42.551	51.227		17.501	250	33.823	222
4	1:54.580	51.753		23.205	127	39.622	221	8		59.829		22.157	217		





FIA GT Series

Lap analysis Qualifying 2

Provisional



Azerbaijan
23-24 November 2013



Baku, Length: 4380 m
Air temperature: 9.5°C
Track temperature: 11.2°C
Weather condition: Dry

Saturday 23.11.2013 17:02

Lap	Time	SE1	SP1	SE2	SP2	SE3	SP3	Lap	Time	SE1	SP1	SE2	SP2	SE3	SP3
13	Frank Stippler, DEU/ Edward Sandstrom, SWE							theoretical besttime: 1:44.232							
1	3:21.521	2:26.386		18.333	242	36.802	218	6	1:44.663	52.736		17.920	246	34.007	220
2	1:45.137	53.263		17.724	246	34.150	219	7	1:45.628	52.613		17.919	246	35.096	220
3	1:45.284	53.665		17.654	249	33.965	220	8	1:44.587	52.633		17.789	249	34.165	219
4	1:51.192	54.012		19.645	192	37.535	217	9		1:04.093		22.059	165		
5	1:44.831	52.704		18.107	232	34.020	219								

14	Cesar Campanico, PRT/ Michael Ammermüller, DEU							theoretical besttime: 1:45.401							
1	2:12.082	1:14.718		19.552	232	37.812	202	5	1:45.491	52.983		17.905	242	34.603	215
2	1:46.560	53.901		18.440	242	34.541	216	6	1:45.612	52.982		18.116	242	34.514	216
3	1:45.747	53.154		18.034	242	34.559	216	7	1:47.491	53.272		18.311	242	35.908	216
4	1:45.596	53.003		17.997	243	34.596	216	8		54.553		18.627	239		

15	Alexander Sims, GBR/ Stef Dusseldorp, NLD							theoretical besttime: 1:43.823							
1	2:05.788	1:09.877		20.114	227	35.797	213	6	1:48.870	53.893		18.084	247	36.893	221
2	1:46.131	53.187		18.440	242	34.504	216	7	1:43.944	52.111		17.856	248	33.977	220
3	1:44.842	52.778		17.966	249	34.098	219	8	1:51.205	58.845		18.007	247	34.353	222
4	1:44.592	52.734		18.002	247	33.856	222	9		53.369		18.747	239		
5	1:44.505	52.197		18.023	243	34.285	219								

18	Gregoire Demoustier, FRA/ Filipe Albuquerque, PRT							theoretical besttime: 1:45.570							
1	2:49.282	1:47.085		19.755	224	42.442	210	6	1:47.941	54.086		18.216	241	35.639	217
2	1:48.359	55.034		18.255	243	35.070	217	7	1:45.737	53.275		17.788	246	34.674	221
3	1:46.561	53.800		18.007	244	34.754	219	8	1:45.864	53.108		17.800	247	34.956	219
4	1:51.131	55.314		18.905	240	36.912	217	9		1:04.845		21.495	154		
5	1:46.218	53.645		17.830	249	34.743	217								

21	Ricardo Zonta, BRA/ Sergio Jimenez, BRA							theoretical besttime: 1:44.506							
1	2:26.011	1:17.620		18.839	244	49.552	218	5	1:55.519	1:01.735		18.296	242	35.488	219
2	1:52.306	55.623		18.696	241	37.987	220	6	1:45.745	53.309		17.930	243	34.506	220
3	1:45.699	53.221		17.943	246	34.535	220	7	1:44.509	52.545		17.780	246	34.184	219
4	2:52.235	53.318		17.777	247	1:41.140		8		54.553		19.974	228		

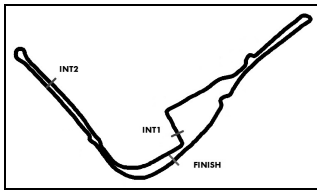
22	Frederic Vervisch, BEL/ Stoffel Vandoorne, BEL							theoretical besttime: 1:44.216							
1	2:04.263	1:08.566		20.272	231	35.425	213	6	1:44.443	52.555		17.858	249	34.030	222
2	1:46.617	53.353		18.507	241	34.757	218	7	1:44.216	52.496		17.854	248	33.866	223
3	1:49.802	52.830		18.179	245	38.793	219	8	1:46.173	53.701		18.115	247	34.357	218
4	1:44.731	52.616		17.978	246	34.137	221	9		54.278		20.044	232		
5	1:46.243	52.991		17.984	247	35.268	218								

25	Dominik Baumann, DEU/ Hari Proczyk, AUT							theoretical besttime: 1:45.480							
1	2:33.397	1:25.735		21.176	228	46.486	210	4	1:51.334	53.380		21.532	195	36.422	214
2	1:47.657	53.765		18.520	242	35.372	211	5	1:45.588	52.980		18.370	243	34.238	207
3	1:46.356	53.601		18.285	245	34.470	215	6		1:10.634		22.286	207		

27	Rob Bell, GBR/ Kevin Estre, FRA							theoretical besttime: 1:43.748							
1	2:16.602	1:15.243		19.275	240	42.084	220	6	1:44.243	52.358		18.023	247	33.862	223
2	1:52.554	59.868		17.932	245	34.754	219	7	1:44.951	52.973		17.884	249	34.094	223
3	1:44.787	52.625		18.053	242	34.109	223	8	1:44.442	52.486		17.773	250	34.183	223
4	1:44.658	52.350		17.987	250	34.321	223	9		52.113		18.345	244		
5	1:44.692	52.443		17.914	247	34.335	223								

41	Nick Tandy, GBR/ Marco Holzer, DEU							theoretical besttime: 1:45.583							
1	2:24.174	1:23.697		20.060	229	40.417	213	5	1:53.298	59.317		19.160	229	34.821	220
2	1:53.306	56.955		18.481	245	37.870	208	6	1:45.583	53.054		18.142	244	34.387	219
3	1:59.720	1:05.417		19.476	228	34.827	220	7		54.994		19.202	230		
4	1:49.154	55.134		18.498	240	35.522	221								





FIA GT Series

Lap analysis Qualifying 2

Provisional



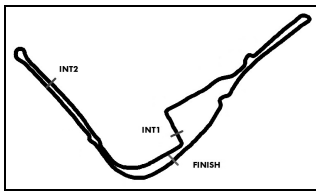
Azerbaijan
23-24 November 2013



Baku, Length: 4380 m
Air temperature: 9.5°C
Track temperature: 11.2°C
Weather condition: Dry

Saturday 23.11.2013 17:02

Lap	Time	SE1	SP1	SE2	SP2	SE3	SP3	Lap	Time	SE1	SP1	SE2	SP2	SE3	SP3
42 Martin Ragginger, AUT/ Daniel Watts, GBR								theoretical besttime: 1:46.091							
1	4:49.215	3:50.808		21.310	208	37.097	219	4	1:46.558	53.375		18.237	240	34.946	222
2	1:50.374	55.792		19.202	230	35.380	221	5	1:46.297	53.178		18.290	240	34.829	221
3	1:46.849	53.454		18.441	235	34.954	220	6		53.025		27.674	164		
44 Andy Soucek, ESP/ Oliver Turvey, GBR								theoretical besttime: 1:44.756							
1	2:22.490	1:20.651		20.192	226	41.647	215	6	1:45.539	53.100		17.770	249	34.669	222
2	1:52.575	57.344		18.780	243	36.451	218	7	1:44.851	52.814		17.865	247	34.172	222
3	1:47.721	54.560		18.133	247	35.028	219	8	1:45.993	52.946		17.834	250	35.213	220
4	1:45.748	53.457		17.875	249	34.416	221	9		56.177		19.826	207		
5	1:45.757	53.307		17.793	247	34.657	221								
45 Henry Hassid, FRA/ Anthony Beltoise, FRA								theoretical besttime: 1:46.960							
1	2:53.399	1:48.036		20.475	219	44.888	211	5	1:47.322	53.600		18.385	235	35.337	218
2	1:57.937	58.075		22.608	213	37.254	213	6	1:46.960	53.472		18.280	235	35.208	218
3	1:49.418	55.071		18.756	232	35.591	218	7		56.274		19.372	226		
4	1:47.227	53.500		18.493	234	35.234	218								
50 Claudio Sdanewitsch, DEU/ Federico Leo, ITA								theoretical besttime: 1:44.699							
1	2:09.193	1:12.509		20.182	228	36.502	208	5	1:57.955	1:02.280		20.343	240	35.332	216
2	1:47.206	54.485		18.280	242	34.441	216	6	1:45.156	53.066		17.832	248	34.258	219
3	1:46.000	53.782		18.111	245	34.107	217	7		58.357		19.647	232		
4	1:45.167	53.251		17.868	248	34.048	219								
52 Filip Sladecka, SVK/ Stefan Rosina, SVK								theoretical besttime: 1:45.528							
1	2:31.042	1:28.258		20.083	230	42.701	205	6	1:46.221	53.339		18.162	242	34.720	216
2	1:48.558	54.298		18.577	240	35.683	214	7	1:46.026	53.100		18.265	242	34.661	217
3	1:46.809	53.559		18.460	240	34.790	215	8	1:45.600	53.009		18.234	243	34.357	217
4	1:48.767	55.311		18.516	238	34.940	213	9		1:06.155		26.428	140		
5	1:48.523	54.495		18.688	239	35.340	215								
62 Oli Webb, GBR/ Benji Hetherington, GBR								theoretical besttime: 1:45.456							
1	2:19.379	1:15.976		19.436	233	43.967	221	4	1:45.812	53.429		17.969	247	34.414	223
2	1:45.660	53.325		18.024	246	34.311	223	5		7:02.908		25.865	140		
3	1:45.575	53.285		18.088	246	34.202	223								
77 Mark Thomas, CAN/ Ilya Melnikov, AUT								theoretical besttime: 1:49.821							
1	2:27.787	1:24.565		20.403	225	42.819	208	5	1:49.821	55.299		18.383	240	36.139	213
2	1:52.796	56.704		18.827	238	37.265	213	6	2:02.446	59.966		22.706	202	39.774	215
3	1:50.886	55.671		18.574	242	36.641	213	7		55.641		21.338	170		
4	1:59.844	1:01.856		21.233	218	36.755	213								



FIA GT Series

Results combined Qualifying Combined

Official



Azerbaijan
23-24 November 2013



Baku, Length: 4380 m
Air temperature: 9.6°C
Track temperature: 11.2°C
Weather condition: Dry

Saturday 23.11.2013 16:15

started : 26 classified : 25 not classified : 1

Drivers	Team	Car	Time 1	Lap	Time 2	Lap	Gap	Diff
1 12 N.Mayr-Melnhof/R.Rast	Team WRT	Audi R8 LMS	1:56.560	4	1:42.551	7		
2 11 S.Ortelli/L.Vanthoor	Belgian Audi Club Team WRT	Audi R8 LMS	1:45.046	6	1:43.615	5	1.064	1.064
3 15 A.Sims/S.Dusseldorp	Boutsen Ginion	McLaren MP4-12C	1:43.825	6	1:43.944	7	1.274	0.210
4 10 A.Zuber/M.Parisy	Sebastien Loeb Racing	McLaren MP4-12C	1:46.602	5	1:43.855	6	1.304	0.030
5 4 N.Catsburg/M.Martin	BMW SportsTrophy Team Marc	BMW E89 Z4	1:45.513	7	1:43.908	6	1.357	0.053
6 9 S.Loeb/A.Parente	Sebastien Loeb Racing	McLaren MP4-12C	1:45.662	5	1:44.123	7	1.572	0.215
7 22 F.Vervisch/S.Vandoorne	Boutsen Ginion	McLaren MP4-12C	1:44.229	7	1:44.216	7	1.665	0.093
8 27 R.Bell/K.Estre	Hexis Racing	McLaren MP4-12C	1:44.968	7	1:44.243	6	1.692	0.027
9 41 N.Tandy/M.Holzer	Trackspeed	Porsche 997 GT3 R	1:44.402	5	1:45.583	6	1.851	0.159
10 21 R.Zonta/S.Jimenez	BMW Sports Trophy Team Brasil	BMW E89 Z4	1:55.348	4	1:44.509	7	1.958	0.107
11 13 F.Stippler/E.Sandstrom	Belgian Audi Club Team WRT	Audi R8 LMS	1:56.309	4	1:44.587	8	2.036	0.078
12 0 A.Khodair/C.Bueno	BMW Sports Trophy Team Brasil	BMW E89 Z4	1:51.001	4	1:44.699	6	2.148	0.112
13 44 A.Soucek/O.Turvey	MRS GT Racing	McLaren MP4-12C	1:55.784	3	1:44.851	7	2.300	0.152
14 50 C.Sdanewitsch/F.Leo	AF Corse	Ferrari 458 Italia GT3	2:05.014	2	1:45.156	6	2.605	0.305
15 2 S.Afanasyev/A.Simonsen	HTP Gravity Charouz	Mercedes SLS AMG GT3	1:46.332	7	1:45.207	7	2.656	0.051
16 42 M.Ragginger/D.Watts	Trackspeed	Porsche 997 GT3 R	1:45.297	4	1:46.297	5	2.746	0.090
17 14 C.Campanico/M.Ammermüller	Novadrive	Audi R8 LMS	1:46.280	6	1:45.491	5	2.940	0.194
18 62 O.Webb/B.Hetherington	Fortec Motorsport	Mercedes SLS AMG GT3	1:53.257	2	1:45.575	3	3.024	0.084
19 25 D.Baumann/H.Proczyk	GRT Grasser Racing Team	Lamborghini LP560-4	1:55.585	4	1:45.588	5	3.037	0.013
20 52 F.Sladecka/S.Rosina	GRT Grasser Racing Team	Lamborghini LP560-4	1:55.848	2	1:45.600	8	3.049	0.012
21 18 G.Demoustier/F.Albuquerque	Team WRT	Audi R8 LMS	1:54.697	4	1:45.737	7	3.186	0.137
22 3 P.Charouz/J.Janis	HTP Gravity Charouz	Mercedes SLS AMG GT3	2:09.748	2	1:46.222	3	3.671	0.485
23 45 H.Hassid/A.Beltoise	TDS Racing(FRA)	BMW E89 Z4	1:51.255	5	1:46.960	6	4.409	0.738
24 7 P.Cunha/M.Stumpf	ACL by Rodrive	Lamborghini LP560-4	1:48.221	5			5.670	1.261
25 77 M.Thomas/I.Melnikov	MRS GT Racing	McLaren MP4-12C	2:00.988	4	1:49.821	5	7.270	1.600

not classified

1 M.Buhk/A.Day HTP Gravity Charouz Mercedes SLS AMG GT3

Cancellation of the relevant laps for the cars no. 0, 21, 5, 3, 25, 50, 14, 62, 4, 41, 45


Following stewards decision no. 8 cancellation of all qualifying times for the car no. 5

Steward:

Steward:

Steward:





FIA GT Series

Results combined Qualifying Combined



Azerbaijan
23-24 November 2013



Official

Baku, Length: 4380 m
Air temperature: 9.6°C
Track temperature: 11.2°C
Weather condition: Dry

Saturday 23.11.2013 16:15

started : 26 classified : 25 not classified : 1

Drivers	Team	Car	Time 1	Lap	Time 2	Lap	Gap	Diff
CLASS: PAM								
Started: 6			Classified: 6			Not Classified: 0		
1	2 S.Afanasiev/A.Simonsen	HTP Gravity Charouz	Mercedes SLS AMG GT3	1:46.332	7	1:45.207	7	
2	14 C.Campanico/M.Ammermüller	Novadrivier	Audi R8 LMS	1:46.280	6	1:45.491	5	0.284 0.284
3	25 D.Baumann/H.Proczyk	GRT Grasser Racing Team	Lamborghini LP560-4	1:55.585	4	1:45.588	5	0.381 0.097
4	3 P.Charouz/J.Janis	HTP Gravity Charouz	Mercedes SLS AMG GT3	2:09.748	2	1:46.222	3	1.015 0.634
5	45 H.Hassid/A.Beltoise	TDS Racing(FRA)	BMW E89 Z4	1:51.255	5	1:46.960	6	1.753 0.738
6	7 P.Cunha/M.Stumpf	ACL by Rodrive	Lamborghini LP560-4	1:48.221	5			3.014 1.261

CLASS: PRO

Started: 18 Classified: 17

Not Classified: 1

1	12 N.Mayr-Melnhof/R.Rast	Team WRT	Audi R8 LMS	1:56.560	4	1:42.551	7	
2	11 S.Ortelli/L.Vanthoor	Belgian Audi Club Team WRT	Audi R8 LMS	1:45.046	6	1:43.615	5	1.064 1.064
3	15 A.Sims/S.Dusseldorp	Boutsen Ginion	McLaren MP4-12C	1:43.825	6	1:43.944	7	1.274 0.210
4	10 A.Zuber/M.Parisy	Sebastien Loeb Racing	McLaren MP4-12C	1:46.602	5	1:43.855	6	1.304 0.030
5	4 N.Catsburg/M.Martin	BMW SportsTrophy Team Marc	BMW E89 Z4	1:45.513	7	1:43.908	6	1.357 0.053
6	9 S.Loeb/A.Parente	Sebastien Loeb Racing	McLaren MP4-12C	1:45.662	5	1:44.123	7	1.572 0.215
7	22 F.Vervisch/S.Vandoorne	Boutsen Ginion	McLaren MP4-12C	1:44.229	7	1:44.216	7	1.665 0.093
8	27 R.Bell/K.Estre	Hexis Racing	McLaren MP4-12C	1:44.968	7	1:44.243	6	1.692 0.027
9	41 N.Tandy/M.Holzer	Trackspeed	Porsche 997 GT3 R	1:44.402	5	1:45.583	6	1.851 0.159
10	21 R.Zonta/S.Jimenez	BMW Sports Trophy Team Brasil	BMW E89 Z4	1:55.348	4	1:44.509	7	1.958 0.107
11	13 F.Stippler/E.Sandstrom	Belgian Audi Club Team WRT	Audi R8 LMS	1:56.309	4	1:44.587	8	2.036 0.078
12	0 A.Khodair/C.Bueno	BMW Sports Trophy Team Brasil	BMW E89 Z4	1:51.001	4	1:44.699	6	2.148 0.112
13	44 A.Soucek/O.Turvey	MRS GT Racing	McLaren MP4-12C	1:55.784	3	1:44.851	7	2.300 0.152
14	42 M.Ragginger/D.Watts	Trackspeed	Porsche 997 GT3 R	1:45.297	4	1:46.297	5	2.746 0.446
15	62 O.Webb/B.Hetherington	Fortec Motorsport	Mercedes SLS AMG GT3	1:53.257	2	1:45.575	3	3.024 0.278
16	52 F.Sladecka/S.Rosina	GRT Grasser Racing Team	Lamborghini LP560-4	1:55.848	2	1:45.600	8	3.049 0.025
17	18 G.Demoustier/F.Albuquerque	Team WRT	Audi R8 LMS	1:54.697	4	1:45.737	7	3.186 0.137

not classified

1 M.Buhk/A.Day HTP Gravity Charouz Mercedes SLS AMG GT3

CLASS: GTR

Started: 2 Classified: 2

Not Classified: 0

1	50 C.Sdanewitsch/F.Leo	AF Corse	Ferrari 458 Italia GT3	2:05.014	2	1:45.156	6	
2	77 M.Thomas/I.Melnikov	MRS GT Racing	McLaren MP4-12C	2:00.988	4	1:49.821	5	4.665 4.665

Cancellation of the relevant laps for the cars no. 0, 21, 5, 3, 25, 50, 14, 62, 4, 41, 45

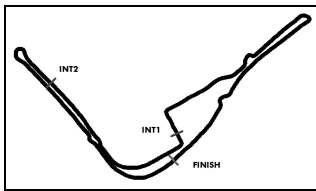
Following stewards decision no. 8 cancellation of all qualifying times for the car no. 5

Steward:

Steward:

Steward:





FIA GT Series

Result List Qualifying Race

Official



Azerbaijan
23-24 November 2013



Baku, Length: 4380 m
Air temperature: 14.0°C
Track temperature: 23.4°C
Weather condition: Wet

Sunday 24.11.2013 10:45

started : 27 classified : 21 not classified : 6

Cl.	Drivers	Team	Car	Laps	Total Time	Gap	Kph	Lap	Time	Kph
1	12 PRO N.Mayr-Melnhof/R.Rast	Team WRT	Audi R8 LMS	32	1:14:26.088		113,0	28	1:44.296	151,2
2	11 PRO S.Ortelli/L.Vanthoor	Belgian Audi Club Team WRT	Audi R8 LMS	32	1:14:27.314	1.226	112,9	28	1:45.083	150,1
3	27 PRO R.Bell/K.Estre	Hexis Racing	McLaren MP4-12C	32	1:14:28.278	2.190	112,9	14	1:44.575	150,8
4	15 PRO A.Sims/S.Dusseldorp	Boutsen Ginion	McLaren MP4-12C	32	1:14:28.875	2.787	112,9	26	1:45.141	150,0
5	4 PRO N.Catsburg/M.Martin	BMW SportsTrophy Team Marc VD	BMW E89 Z4	32	1:14:31.798	5.710	112,8	29	1:45.252	149,8
6	2 PAM S.Afanasiev/A.Simonsen	HTP Gravity Charouz	Mercedes SLS AMG GT3	32	1:14:33.849	7.761	112,8	32	1:45.554	149,4
7	13 PRO F.Stippler/E.Sandstrom	Belgian Audi Club Team WRT	Audi R8 LMS	32	1:14:34.074	7.986	112,8	31	1:45.305	149,7
8	0 PRO A.Khodair/C.Bueno	BMW Sports Trophy Team Brasil	BMW E89 Z4	32	1:14:34.694	8.606	112,8	32	1:44.996	150,2
9	5 PRO M.Winkelhock/E.Ide	Phoenix Racing	Audi R8 LMS	32	1:14:35.405	9.317	112,7	32	1:44.650	150,7
10	41 PRO N.Tandy/M.Holzer	Trackspeed	Porsche 997 GT3 R	32	1:14:36.586	10.498	112,7	29	1:44.849	150,4
11	22 PRO F.Vervisch/S.Vandoorne	Boutsen Ginion	McLaren MP4-12C	32	1:14:37.907	11.819	112,7	29	1:45.243	149,8
12	1 PRO M.Buhk/A.Day	HTP Gravity Charouz	Mercedes SLS AMG GT3	32	1:14:38.303	12.215	112,7	29	1:44.759	150,5
13	7 PAM P.Cunha/M.Stumpf	ACL by Rodrive	Lamborghini LP560-4	32	1:14:48.601	22.513	112,4	32	1:45.540	149,4
14	9 PRO S.Loeb/A.Parente	Sebastien Loeb Racing	McLaren MP4-12C	32	1:15:02.947	36.859	112,1	30	1:45.409	149,6
15	62 PRO O.Webb/B.Hetherington	Fortec Motorsport	Mercedes SLS AMG GT3	32	1:15:06.293	40.205	112,0	11	1:47.448	146,8
16	21 PRO R.Zonta/S.Jimenez	BMW Sports Trophy Team Brasil	BMW E89 Z4	32	1:15:06.412	40.324	112,0	27	1:46.491	148,1
17	18 PRO G.Demoustier/F.Albuquerque	Team WRT	Audi R8 LMS	32	1:15:12.642	46.554	111,8	12	1:47.018	147,3
18	50 GTR C.Sdanewitsch/F.Leo	AF Corse	Ferrari 458 Italia GT3	32	1:15:42.222	1:16.134	111,1	14	1:45.386	149,6
19	77 GTR M.Thomas/I.Melnikov	MRS GT Racing	McLaren MP4-12C	31	1:15:06.871	1 LAP	108,5	31	1:48.301	145,6
20	45 PAM H.Hassid/A.Beltoise	TDS Racing(FRA)	BMW E89 Z4	30	1:16:35.625	2LAPS	102,9	27	1:49.292	144,3
21	52 PRO F.Sladecka/S.Rosina	GRT Grasser Racing Team	Lamborghini LP560-4	28	1:14:44.399	4LAPS	98,5	10	1:47.455	146,7
not classified										
14	PAM C.Campanico/M.Ammermüller	Novadriver	Audi R8 LMS	21	42:49.961	11LAPS	128,8	16	1:47.093	147,2
25	PAM D.Baumann/H.Proczyk	GRT Grasser Racing Team	Lamborghini LP560-4	13	26:57.249	19LAPS	126,7	10	1:47.888	146,2
42	PRO M.Ragginger/D.Watts	Trackspeed	Porsche 997 GT3 R	8	16:54.310	24LAPS	124,4	8	1:49.481	144,0
3	PAM P.Charouz/J.Janis	HTP Gravity Charouz	Mercedes SLS AMG GT3	8	16:59.946	24LAPS	123,7	7	1:49.772	143,6
44	PRO A.Soucek/O.Turvey	MRS GT Racing	McLaren MP4-12C	8	19:00.934	24LAPS	110,6	8	1:50.044	143,3
10	PRO A.Zuber/M.Parisy	Sebastien Loeb Racing	McLaren MP4-12C	4	43:18.560	28LAPS	24,3	4	1:54.983	137,1

Fastest lap of the race. Car 12 driver Mayr-Melnhof on lap 28. Time 1:44.296, average speed 151,2 km/h.

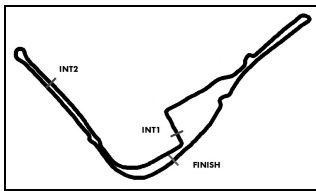
Following stewards decision no. 15 drive trough penalty in exchange a time penalty of 30 seconds for car no. 9

Steward:

Steward:

Steward:





FIA GT Series

Class results Qualifying Race



Azerbaijan
23-24 November 2013



Provisional

Baku, Length: 4380 m
Air temperature: 13.8°C
Track temperature: 20.5°C
Weather condition: Wet

Sunday 24.11.2013 10:45

started : 27 classified : 21 not classified : 6

Drivers	Team	Car	Laps	Time	Gap	Kph	Best Lap
CLASS: PAM							
Started: 6		Classified: 3		Not Classified: 3			
1 2	Afanasiev/Simonsen	HTP Gravity Charouz(DEU)	Mercedes SLS AMG GT3	32	1:14:33.849	7.761	112,8 1:45.554 32
2 7	Cunha/Stumpf	ACL by Rodrive(PRT)	Lamborghini LP560-4	32	1:14:48.601	22.513	112,4 1:45.540 32
3 45	Hassid/Beltoise	TDS Racing(FRA)	BMW E89 Z4	30	1:16:35.625	2LAPS	102,9 1:49.292 27
not classified							
14	Campanico/Ammermüller	Novadriver(PRT)	Audi R8 LMS	21	42:49.961	11LAPS	128,8 1:47.093 16
25	Baumann/Proczyk	GRT Grasser Racing Team(AUT)	Lamborghini LP560-4	13	26:57.249	19LAPS	126,7 1:47.888 10
3	Charouz/Janis	HTP Gravity Charouz(CZE)	Mercedes SLS AMG GT3	8	16:59.946	24LAPS	123,7 1:49.772 7

Fastest lap of the class. Car 7 driver Matheus Dall Agnol Stumpf on lap 28. Time 1:45.540, average speed 149,4 km/h.

CLASS: PRO

Started: 19		Classified: 16		Not Classified: 3			
1 12	Mayr-Melnhof/Rast	Team WRT(BEL)	Audi R8 LMS	32	1:14:26.088		113,0 1:44.296 28
2 11	Ortelli/Vanthoor	Belgian Audi Club Team WRT(Bel)	Audi R8 LMS	32	1:14:27.314	1.226	112,9 1:45.083 28
3 27	Bell/Estre	Hexis Racing(FRA)	McLaren MP4-12C	32	1:14:28.278	2.190	112,9 1:44.575 14
4 15	Sims/Dusseldorp	Boutsen Ginion(BEL)	McLaren MP4-12C	32	1:14:28.875	2.787	112,9 1:45.141 26
5 4	Catsburg/Martin	BMW SportsTrophy Team Marc	BMW E89 Z4	32	1:14:31.798	5.710	112,8 1:45.252 29
6 9	Loeb/Parente	Sebastien Loeb Racing(FRA)	McLaren MP4-12C	32	1:14:32.947	6.859	112,8 1:45.409 30
7 13	Stippler/Sandstrom	Belgian Audi Club Team WRT(Bel)	Audi R8 LMS	32	1:14:34.074	7.986	112,8 1:45.305 31
8 0	Khodair/Bueno	BMW Sports Trophy Team Brasil	BMW E89 Z4	32	1:14:34.694	8.606	112,8 1:44.996 32
9 5	Winkelhock/Ide	Phoenix Racing(DEU)	Audi R8 LMS	32	1:14:35.405	9.317	112,7 1:44.650 32
10 41	Tandy/Holzer	Trackspeed(GBR)	Porsche 997 GT3 R	32	1:14:36.586	10.498	112,7 1:44.849 29
11 22	Vervisch/Vandoorne	Boutsen Ginion(BEL)	McLaren MP4-12C	32	1:14:37.907	11.819	112,7 1:45.243 29
12 1	Buhk/Day	HTP Gravity Charouz(DEU)	Mercedes SLS AMG GT3	32	1:14:38.303	12.215	112,7 1:44.759 29
13 62	Webb/Hetherington	Fortec Motorsport(GBR)	Mercedes SLS AMG GT3	32	1:15:06.293	40.205	112,0 1:47.448 11
14 21	Zonta/Jimenez	BMW Sports Trophy Team Brasil	BMW E89 Z4	32	1:15:06.412	40.324	112,0 1:46.491 27
15 18	Demoustier/Albuquerque	Team WRT(BEL)	Audi R8 LMS	32	1:15:12.642	46.554	111,8 1:47.018 12
16 52	Sladecka/Rosina	GRT Grasser Racing Team(AUT)	Lamborghini LP560-4	28	1:14:44.399	4LAPS	98,5 1:47.455 10
not classified							
42	Ragginger/Watts	Trackspeed(GBR)	Porsche 997 GT3 R	8	16:54.310	24LAPS	124,4 1:49.481 8
44	Soucek/Turvey	MRS GT Racing(DEU)	McLaren MP4-12C	8	19:00.934	24LAPS	110,6 1:50.044 8
10	Zuber/Parisy	Sebastien Loeb Racing(FRA)	McLaren MP4-12C	4	43:18.560	28LAPS	24,3 1:54.983 4

Fastest lap of the class. Car 12 driver Niki Mayr-Melnhof on lap 28. Time 1:44.296, average speed 151,2 km/h.

CLASS: GTR

Started: 2		Classified: 2		Not Classified: 0			
1 50	Sdanewitsch/Leo	AF Corse(ITA)	Ferrari 458 Italia GT3	32	1:15:42.222	1:16.134	111,1 1:45.386 14
2 77	Thomas/Melnikov	MRS GT Racing(DEU)	McLaren MP4-12C	31	1:15:06.871	1 LAP	108,5 1:48.301 31

Fastest lap of the class. Car 50 driver Federico Leo on lap 28. Time 1:45.386, average speed 149,6 km/h.

Fastest lap of the race. Car 12 driver Mayr-Melnhof on lap 28. Time 1:44.296, average speed 151,2 km/h.

Publications Time:

Race Director:

Time Keeping:

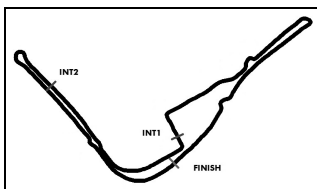
BLANCPAIN Timing

ver: 1.0

www.fiagtseries.com

Page 1/ 1 printed: 24.11.2013 12:06





FIA GT Series

Lap analysis Qualifying Race

Provisional



Azerbaijan
23-24 November 2013



Baku, Length: 4380 m
Air temperature: 13.8°C
Track temperature: 20.5°C
Weather condition: Wet

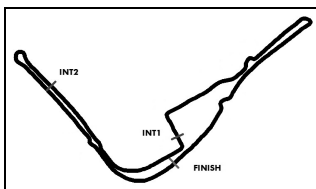
Sunday 24.11.2013 10:45

Lap	Time	SE1	SP1	SE2	SP2	SE3	SP3	Lap	Time	SE1	SP1	SE2	SP2	SE3	SP3
0 Allam Khodair, BRA/ Caca Bueno, BRA								theoretical besttime: 1:44.984							
1	2:46.476	1:34.873		24.046	151	47.557	186	18	1:52.047	56.711		18.950	237	36.386	201
2	2:22.292	1:14.115		25.209	129	42.968	130	19	1:51.464	57.029		18.552	238	35.883	209
3	2:24.716	1:15.251		24.750	94	44.715	206	20	2:18.219	1:00.741		27.423	136	50.055	96
4	1:52.160	57.452		19.019	241	35.689	213	21	2:32.826	1:22.564		29.329	106	40.933	208
5	1:50.988	56.493		18.445	242	36.050	217	22	1:47.314	53.850		18.110	246	35.354	218
6	1:50.176	56.091		18.416	240	35.669	216	23	13:17.787	56.898		21.829	190	11:59.060	66
7	1:48.269	54.986		18.246	242	35.037	215	24	2:34.491	1:25.772		28.866	103	39.853	218
8	1:48.043	55.114		18.059	245	34.870	217	25	1:47.540	54.386		18.117	244	35.037	220
9	1:48.576	54.830		18.102	244	35.644	214	26	1:45.742	53.074		17.902	246	34.766	220
10	1:47.218	54.603		17.996	244	34.619	216	27	1:45.795	53.161		17.813	247	34.821	220
11	1:46.720	54.014		17.970	245	34.736	217	28	1:45.748	53.027		17.822	247	34.899	221
12	1:47.916	54.743		18.273	243	34.900	217	29	1:45.526	52.945		17.967	244	34.614	221
13	1:46.987	54.386		17.848	245	34.753	216	30	1:46.838	54.356		17.944	243	34.538	220
14	1:46.675	54.178		17.875	246	34.622	217	31	1:45.427	53.134		17.808	246	34.485	220
15	2:53.794	54.782		18.590	243	1:40.422		32	1:44.996	52.767		17.732	248	34.497	221
16	1:55.409	1:00.260		19.138	236	36.011	197								
17	1:56.519	58.685		20.194	233	37.640	194								

Lap	Time	SE1	SP1	SE2	SP2	SE3	SP3	Lap	Time	SE1	SP1	SE2	SP2	SE3	SP3
1 Maximilian Buhk, DEU/ Alon Day, ISR								theoretical besttime: 1:44.549							
1	3:05.126	1:58.032		22.852	163	44.242	177	18	1:59.440	58.475		23.320	217	37.645	204
2	2:20.476	1:13.861		21.290	164	45.325	153	19	1:51.217	55.775		19.048	241	36.394	217
3	2:23.861	1:16.168		21.532	131	46.161	191	20	1:51.664	56.658		18.787	241	36.219	224
4	1:53.906	58.922		18.931	241	36.053	209	21	2:14.315	1:07.678		25.313	98	41.324	227
5	1:52.424	57.351		18.904	243	36.169	210	22	1:48.318	54.984		17.893	250	35.441	224
6	1:50.180	56.127		18.269	247	35.784	220	23	13:18.511	1:01.214		21.616	193	11:55.681	63
7	1:51.390	56.061		18.708	244	36.621	219	24	2:31.500	1:26.539		24.883	113	40.078	214
8	1:50.231	55.539		18.256	247	36.436	216	25	1:47.681	55.082		17.962	248	34.637	224
9	1:47.883	54.818		18.078	249	34.987	217	26	1:45.908	53.072		17.778	250	35.058	226
10	1:46.903	53.837		17.862	249	35.204	220	27	1:45.835	53.292		17.834	249	34.709	207
11	1:47.269	54.012		17.967	249	35.290	221	28	1:45.468	53.181		17.758	250	34.529	219
12	1:48.207	54.639		18.118	247	35.450	223	29	1:44.759	52.400		17.819	251	34.540	222
13	2:45.871	54.749		18.392	244	1:32.730		30	1:44.848	52.440		17.820	252	34.588	221
14	1:55.122	1:00.916		19.006	244	35.200	219	31	1:44.897	52.677		17.620	254	34.600	225
15	1:48.175	53.854		19.120	243	35.201	222	32	1:46.228	53.551		17.769	254	34.908	224
16	2:06.940	57.584		27.408	144	41.948	167								
17	2:03.750	1:00.755		22.124	190	40.871	183								

Lap	Time	SE1	SP1	SE2	SP2	SE3	SP3	Lap	Time	SE1	SP1	SE2	SP2	SE3	SP3
2 Sergei Afanasiev, RUS/ Andreas Simonsen, SWE								theoretical besttime: 1:45.153							
1	2:50.472	1:38.561		24.149	149	47.762	190	18	2:04.768	1:04.754		21.861	220	38.153	201
2	2:21.327	1:13.676		24.463	125	43.188	168	19	1:52.424	56.485		19.598	231	36.341	207
3	2:24.863	1:15.961		24.115	86	44.787	196	20	2:18.128	1:00.659		27.748	149	49.721	125
4	1:53.814	58.081		19.630	239	36.103	210	21	2:32.870	1:22.007		30.231	105	40.632	217
5	1:51.334	55.820		19.399	214	36.115	214	22	1:50.210	56.729		18.385	244	35.096	218
6	1:50.588	56.197		18.902	237	35.489	215	23	13:14.494	55.937		21.530	220	11:57.027	48
7	1:48.428	54.864		18.391	245	35.173	219	24	2:38.234	1:26.089		30.500	123	41.645	219
8	1:47.460	54.088		18.295	245	35.077	220	25	1:48.130	54.805		18.401	244	34.924	222
9	1:47.883	54.254		18.254	246	35.375	217	26	1:45.624	52.619		18.174	245	34.831	222
10	1:47.428	54.361		18.185	246	34.882	219	27	1:45.774	52.990		18.150	245	34.634	222
11	1:47.835	54.565		18.029	248	35.241	223	28	1:45.696	53.024		18.092	247	34.580	222
12	1:47.243	53.928		18.158	247	35.157	218	29	1:45.649	52.882		18.156	248	34.611	222
13	1:48.351	54.727		18.451	249	35.173	223	30	1:45.565	52.815		18.000	249	34.750	224
14	1:46.629	53.676		18.057	248	34.896	223	31	1:45.685	53.087		17.965	249	34.633	221
15	1:48.701	54.045		18.887	245	35.769	223	32	1:45.554	52.746		17.954	248	34.854	220
16	1:48.062	54.074		18.762	241	35.226	223								
17	2:44.626	54.321		19.034	241	1:31.271									





FIA GT Series

Lap analysis Qualifying Race

Provisional



Azerbaijan
23-24 November 2013



Baku, Length: 4380 m
Air temperature: 13.8°C
Track temperature: 20.5°C
Weather condition: Wet

Sunday 24.11.2013 10:45

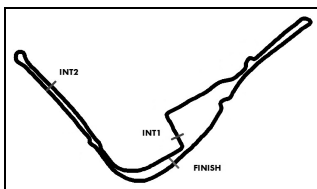
Lap	Time	SE1	SP1	SE2	SP2	SE3	SP3	Lap	Time	SE1	SP1	SE2	SP2	SE3	SP3
3 Petr Charouz, CZE/ Jarek Janis, CZE								theoretical besttime: 1:49.655							
1	3:00.388	1:51.606		24.114	157	44.668	193	6	1:50.649	56.023		18.388	247	36.238	210
2	2:20.205	1:13.601		22.374	148	44.230	125	7	1:49.772	55.677		18.222	248	35.873	214
3	2:23.242	1:16.464		22.321	100	44.457	203	8	1:50.019	55.844		18.210	247	35.965	212
4	1:53.410	57.444		19.040	242	36.926	208								
5	1:52.261	56.958		18.702	245	36.601	206								

4 Nicky Catsburg, NLD/ Maxime Martin, BEL								theoretical besttime: 1:45.205							
1	2:41.211	1:26.852		26.834	130	47.525	150	18	1:59.424	1:00.232		20.990	214	38.202	203
2	2:23.524	1:12.954		26.651	131	43.919	139	19	1:52.821	57.375		18.730	235	36.716	211
3	2:24.454	1:11.878		28.231	100	44.345	206	20	2:17.666	1:00.676		27.329	148	49.661	121
4	1:50.710	56.215		19.177	232	35.318	211	21	2:32.732	1:22.558		29.942	101	40.232	221
5	1:48.131	54.906		18.570	237	34.655	217	22	1:47.309	54.492		18.311	240	34.506	220
6	1:47.903	54.576		18.499	239	34.828	217	23	13:15.021	56.224		20.314	202	11:58.483	
7	1:47.124	53.903		18.448	237	34.773	220	24	2:38.390	1:25.791		30.958	146	41.641	220
8	1:47.084	54.007		18.293	239	34.784	219	25	1:46.900	54.170		18.220	239	34.510	221
9	1:46.097	53.524		18.164	241	34.409	219	26	1:45.428	52.971		18.098	240	34.359	221
10	1:45.932	53.218		18.203	241	34.511	219	27	1:45.633	53.163		18.162	240	34.308	221
11	1:46.394	53.851		18.163	242	34.380	220	28	1:45.469	53.040		18.022	243	34.407	220
12	1:45.766	53.246		18.103	242	34.417	220	29	1:45.252	52.983		18.047	242	34.222	221
13	2:41.379	53.238		18.168	242	1:29.973		30	1:45.489	53.150		18.012	244	34.327	221
14	1:53.568	59.833		18.667	235	35.068	218	31	1:45.816	53.321		18.147	242	34.348	221
15	1:47.224	53.824		18.795	237	34.605	219	32	1:46.959	53.651		18.114	241	35.194	220
16	1:46.741	53.517		18.457	238	34.767	218								
17	2:18.247	1:19.929		21.578	226	36.740	211								

5 Markus Winkelhock, DEU/ Enzo Ide, BEL								theoretical besttime: 1:44.405							
1	3:06.007	1:59.478		22.199	157	44.330	179	18	2:21.419	1:22.818		23.283	236	35.318	218
2	2:20.013	1:14.371		20.688	165	44.954	144	19	1:49.963	56.258		18.305	244	35.400	219
3	2:23.607	1:16.571		21.426	131	45.610	197	20	1:49.908	55.864		18.450	234	35.594	221
4	1:52.665	57.233		18.849	242	36.583	206	21	2:22.187	1:14.571		27.285	97	40.331	221
5	1:50.593	56.251		18.640	242	35.702	208	22	1:45.351	53.172		17.738	247	34.441	222
6	1:51.088	55.963		18.769	241	36.356	211	23	13:19.727	1:00.887		19.595	228	11:59.245	72
7	1:49.257	55.286		18.439	243	35.532	213	24	2:33.574	1:26.514		27.170	98	39.890	221
8	1:48.536	54.747		18.255	244	35.534	211	25	1:47.192	54.525		17.740	249	34.927	222
9	1:49.210	55.166		18.218	244	35.826	210	26	1:45.492	53.410		17.787	248	34.295	223
10	1:48.252	54.700		18.187	244	35.365	214	27	1:45.818	53.422		17.726	249	34.670	222
11	1:48.548	54.592		18.081	248	35.875	212	28	1:46.659	53.368		17.690	250	35.601	221
12	1:47.560	54.128		18.216	244	35.216	213	29	1:44.654	52.519		17.675	249	34.460	222
13	2:44.431	54.682		18.337	245	1:31.412		30	1:46.414	54.012		17.871	249	34.531	222
14	1:53.864	1:00.495		18.533	244	34.836	219	31	1:45.478	53.288		17.705	249	34.485	222
15	1:46.720	53.926		18.187	248	34.607	219	32	1:44.650	52.764		17.666	247	34.220	222
16	1:51.113	54.323		19.220	236	37.570	196								
17	1:55.455	56.450		19.248	237	39.757	105								

7 Patrick Pereira da Cunha, PRT/ Matheus Dall Agnol Stumpf, BRA								theoretical besttime: 1:45.272							
1	3:03.476	1:53.994		23.601	157	45.881	183	18	2:01.846	1:01.775		20.427	209	39.644	191
2	2:19.180	1:12.985		21.968	155	44.227	151	19	1:58.698	1:00.557		20.388	228	37.753	195
3	2:23.165	1:16.392		22.017	104	44.756	198	20	1:59.963	1:00.134		21.076	224	38.753	198
4	1:52.807	56.998		19.274	238	36.535	206	21	1:57.472	1:00.056		20.110	209	37.306	211
5	1:51.678	56.737		18.871	240	36.070	207	22	1:46.473	52.988		18.277	240	35.208	221
6	1:50.256	55.736		18.567	242	35.953	209	23	13:17.325	1:05.468		21.278	203	11:50.579	87
7	1:49.797	55.876		18.331	243	35.590	213	24	2:29.998	1:25.951		23.703	141	40.344	206
8	1:50.010	55.970		18.324	242	35.716	213	25	1:48.341	55.221		18.316	240	34.804	221
9	1:49.849	55.676		18.244	242	35.929	210	26	1:46.944	54.164		17.905	244	34.875	223
10	1:47.143	53.815		18.054	243	35.274	213	27	1:46.522	53.897		17.912	242	34.713	220
11	1:48.556	55.202		18.184	245	35.170	216	28	1:46.846	54.113		17.928	242	34.805	222
12	1:47.372	53.965		18.079	244	35.328	215	29	1:46.341	53.651		17.991	240	34.699	221
13	1:48.018	54.192		18.095	247	35.731	216	30	1:46.408	53.907		18.071	242	34.430	222
14	1:48.036	54.262		17.924	245	35.850	216	31	1:46.251	53.789		17.919	241	34.543	221
15	2:53.783	54.499		18.305	243	1:40.979		32	1:45.540	53.183		17.854	243	34.503	219
16	2:14.794	1:08.864		23.635	155	42.295	180								





FIA GT Series

Lap analysis Qualifying Race



Azerbaijan
23-24 November 2013

Provisional



Baku, Length: 4380 m
Air temperature: 13.8°C
Track temperature: 20.5°C
Weather condition: Wet

Sunday 24.11.2013 10:45

Lap	Time	SE1	SP1	SE2	SP2	SE3	SP3	Lap	Time	SE1	SP1	SE2	SP2	SE3	SP3
17	2:05.713	1:03.779		23.149	193	38.785	195								

9 Sebastien Loeb, FRA/ Alvaro Parente, PRT

theoretical besttime: 1:44.785

1	2:41.839	1:27.948		26.843	124	47.048	165	18	1:59.190	1:00.329		20.629	211	38.232	212
2	2:23.370	1:13.330		26.294	134	43.746	133	19	1:52.890	57.646		18.593	244	36.651	211
3	2:24.891	1:12.508		27.954	96	44.429	206	20	2:18.012	1:00.908		27.033	137	50.071	117
4	1:50.590	56.072		18.786	243	35.732	212	21	2:32.623	1:22.640		29.852	105	40.131	220
5	1:48.791	54.662		18.466	246	35.663	211	22	1:48.984	55.627		18.339	247	35.018	215
6	1:47.543	54.061		18.320	245	35.162	215	23	13:17.498	56.230		21.702	215	11:59.566	45
7	1:47.796	54.459		18.292	245	35.045	217	24	2:35.270	1:24.075		30.416	117	40.779	215
8	1:46.817	54.028		18.132	247	34.657	215	25	1:46.426	53.799		18.279	245	34.348	215
9	1:46.308	53.363		18.109	248	34.836	217	26	1:46.317	53.242		18.481	242	34.594	215
10	1:47.616	53.622		18.021	246	35.973	214	27	1:45.752	52.957		18.276	245	34.519	212
11	1:47.606	54.970		18.065	247	34.571	215	28	1:45.643	53.034		18.201	246	34.408	216
12	1:46.004	53.055		17.977	248	34.972	216	29	1:45.482	53.104		18.244	245	34.134	218
13	1:48.556	53.164		20.239	241	35.153	213	30	1:45.409	52.674		18.251	247	34.484	218
14	2:41.394	53.447		18.382	246	1:29.565		31	1:45.700	53.024		18.247	246	34.429	217
15	1:55.277	1:01.410		19.103	243	34.764	214	32	1:45.730	52.793		18.359	245	34.578	217
16	1:48.001	54.045		18.337	245	35.619	202								
17	2:09.622	1:12.262		20.553	240	36.807	212								

10 Andreas Zuber, AUT/ Mike Parisy, FRA

theoretical besttime: 1:54.983

1	36:54.432	1:25.331		26.681	140	35:02.420		4	1:54.983	57.933		19.678	229	37.372	203
2	2:30.826	1:25.976		23.819	195	41.031	183								
3	1:58.319	1:00.150		20.252	225	37.917	197								

11 Stephane Ortelli, MCO/ Laurens Vanthoor, BEL

theoretical besttime: 1:45.003

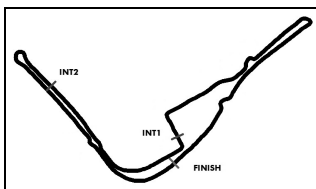
1	2:38.901	1:23.243		27.092	135	48.566	127	18	1:53.550	57.785		19.280	235	36.485	215
2	2:23.807	1:12.731		26.931	145	44.145	138	19	1:50.380	55.859		18.611	242	35.910	206
3	2:24.740	1:11.581		29.341	93	43.818	208	20	2:32.603	1:14.182		28.251	125	50.170	132
4	1:49.677	55.819		18.472	244	35.386	212	21	2:32.654	1:21.966		29.993	94	40.695	217
5	1:48.254	55.048		18.203	244	35.003	214	22	1:46.364	53.603		18.146	244	34.615	221
6	1:48.164	54.683		18.168	245	35.313	216	23	13:14.777	55.196		21.615	213	11:57.966	
7	1:46.964	54.236		18.047	244	34.681	217	24	2:41.166	1:27.129		32.090	141	41.947	218
8	1:46.926	54.075		17.973	246	34.878	214	25	1:45.636	53.410		17.948	246	34.278	221
9	1:46.272	53.702		17.998	246	34.572	217	26	1:45.785	53.124		17.941	245	34.720	220
10	1:47.181	53.904		17.824	246	35.453	217	27	1:45.826	53.616		17.931	245	34.279	221
11	1:46.403	53.791		17.916	245	34.696	219	28	1:45.083	53.087		17.831	245	34.165	221
12	1:45.720	53.380		17.932	246	34.408	219	29	1:45.529	53.294		17.919	248	34.316	221
13	1:45.805	53.232		17.908	245	34.665	219	30	1:45.376	53.441		17.825	247	34.110	221
14	1:45.964	53.461		17.926	245	34.577	219	31	1:45.245	53.321		17.832	246	34.092	220
15	1:48.205	54.877		18.557	245	34.771	217	32	1:45.579	53.381		17.849	246	34.349	221
16	2:43.127	53.963		18.442	246	1:30.722									
17	2:15.651	1:18.357		20.257	223	37.037	203								

12 Niki Mayr-Melnhof, AUT/ Rene Rast, DEU

theoretical besttime: 1:44.010

1	2:38.063	1:22.223		27.115	142	48.725	146	18	1:57.208	59.218		20.649	230	37.341	207
2	2:23.759	1:12.503		26.867	155	44.389	162	19	1:58.550	59.498		18.816	235	40.236	120
3	2:25.083	1:11.379		29.546	94	44.158	205	20	2:51.398	1:31.083		28.888	118	51.427	114
4	1:48.691	55.287		18.170	246	35.234	215	21	2:32.397	1:21.025		31.012	97	40.360	215
5	1:47.008	54.315		18.164	244	34.529	220	22	1:46.028	53.467		18.063	243	34.498	221
6	1:46.893	54.012		17.976	245	34.905	220	23	13:15.561	52.793		19.216	212	12:03.552	
7	1:46.536	53.764		18.213	244	34.559	218	24	2:40.652	1:25.131		33.464	144	42.057	217
8	1:46.183	53.590		17.958	246	34.635	217	25	1:45.594	53.141		18.228	240	34.225	219
9	1:46.677	54.212		18.026	247	34.439	221	26	1:45.539	52.867		18.162	240	34.510	216
10	1:45.794	53.538		17.773	248	34.483	221	27	1:45.547	53.028		17.922	243	34.597	220
11	1:45.278	53.310		17.756	248	34.212	220	28	1:44.296	52.300		17.950	243	34.046	219
12	1:45.511	53.512		17.721	247	34.278	221	29	1:45.306	52.881		17.942	242	34.483	217
13	1:44.601	52.830		17.664	249	34.107	222	30	1:45.791	53.150		18.134	243	34.507	220
14	1:44.858	52.897		17.705	248	34.256	220	31	1:45.609	52.949		18.040	243	34.620	221
15	1:44.768	52.890		17.695	246	34.183	221	32	1:46.059	53.080		18.090	244	34.889	218
16	2:41.502	53.170		18.348	246	1:29.984									





FIA GT Series

Lap analysis Qualifying Race



Azerbaijan
23-24 November 2013

Provisional



Baku, Length: 4380 m
Air temperature: 13.8°C
Track temperature: 20.5°C
Weather condition: Wet

Sunday 24.11.2013 10:45

Lap	Time	SE1	SP1	SE2	SP2	SE3	SP3	Lap	Time	SE1	SP1	SE2	SP2	SE3	SP3
17	1:59.348	1:02.148		20.143	226	37.057	202								

13 Frank Stippler, DEU/ Edward Sandstrom, SWE

theoretical besttime: 1:44.976

1	2:51.680	1:41.008		23.553	138	47.119	171	18	1:52.382	57.129		18.739	240	36.514	210
2	2:23.750	1:14.065		23.988	128	45.697	126	19	1:51.190	57.028		18.459	240	35.703	215
3	2:22.347	1:14.777		23.276	98	44.294	208	20	2:19.002	1:00.933		27.317	145	50.752	91
4	1:54.942	58.972		19.485	236	36.485	207	21	2:32.312	1:22.546		28.889	105	40.877	215
5	1:52.486	57.988		18.482	244	36.016	212	22	1:47.104	53.907		18.202	244	34.995	218
6	1:51.244	56.486		18.403	246	36.355	213	23	13:18.347	58.772		20.160	207	11:59.415	70
7	1:49.805	55.450		18.321	246	36.034	216	24	2:33.977	1:25.615		28.646	104	39.716	218
8	1:48.601	54.735		18.056	247	35.810	211	25	1:47.443	54.685		17.989	244	34.769	217
9	1:48.178	55.213		18.179	243	34.786	213	26	1:45.744	53.358		17.928	244	34.458	219
10	1:46.282	53.691		17.854	246	34.737	216	27	1:45.675	53.258		17.826	244	34.591	219
11	1:46.406	53.484		18.026	247	34.896	216	28	1:45.771	53.396		17.723	246	34.652	221
12	1:48.259	53.186		18.053	244	37.020	211	29	1:45.531	53.185		17.789	247	34.557	222
13	1:46.965	54.418		17.999	248	34.548	215	30	1:45.555	53.712		17.756	245	34.087	221
14	2:46.576	53.845		17.834	246	1:34.897		31	1:45.305	53.497		17.729	247	34.079	220
15	1:56.518	1:02.514		19.382	239	34.622	217	32	1:45.377	53.237		17.712	246	34.428	221
16	1:47.187	53.840		18.744	240	34.603	217								
17	1:52.133	55.131		19.633	233	37.369	195								

14 Cesar Campanico, PRT/ Michael Ammermüller, DEU

theoretical besttime: 1:46.889

1	2:55.509	1:44.366		25.291	138	45.852	191	12	1:48.531	54.974		18.384	241	35.173	214
2	2:20.943	1:12.352		23.854	145	44.737	131	13	1:48.196	54.349		18.319	242	35.528	213
3	2:22.539	1:14.864		23.363	96	44.312	205	14	1:48.673	55.361		18.252	241	35.060	214
4	1:54.353	58.483		19.539	233	36.331	209	15	1:47.576	54.062		18.451	241	35.063	213
5	1:51.431	56.743		18.858	240	35.830	212	16	1:47.093	53.789		18.352	242	34.952	213
6	1:50.932	56.484		18.636	242	35.812	213	17	1:56.155	56.066		21.957	215	38.132	202
7	1:50.103	55.777		18.533	242	35.793	213	18	3:02.308	1:00.789		20.834	226	1:40.685	
8	1:50.340	56.361		18.425	242	35.554	213	19	2:04.953	1:06.573		21.046	218	37.334	199
9	1:48.970	55.476		18.213	243	35.281	213	20	1:54.994	57.546		19.725	226	37.723	153
10	1:47.604	54.317		18.213	242	35.074	214	21	2:29.600	1:19.736		28.297	106	41.567	209
11	1:49.158	55.196		18.148	242	35.814	214								

15 Alexander Sims, GBR/ Stef Dusseldorp, NLD

theoretical besttime: 1:44.854

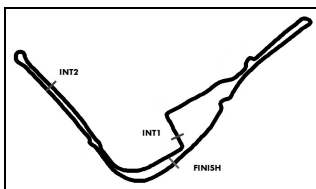
1	2:39.864	1:24.077		27.040	134	48.747	146	18	1:59.502	59.812		21.458	219	38.232	209
2	2:23.853	1:13.198		26.262	139	44.393	148	19	1:52.930	56.757		19.152	218	37.021	209
3	2:24.957	1:11.576		28.713	95	44.668	208	20	2:17.626	1:00.314		27.582	129	49.730	125
4	1:50.597	56.188		18.906	243	35.503	212	21	2:32.754	1:22.345		30.134	102	40.275	221
5	1:48.329	54.677		18.493	244	35.159	214	22	1:45.688	53.462		17.956	248	34.270	222
6	1:47.879	54.399		18.519	246	34.961	214	23	13:15.825	56.652		21.016	198	11:58.157	
7	1:47.140	53.664		18.321	246	35.155	216	24	2:39.220	1:26.192		31.352	147	41.676	220
8	1:46.907	53.875		18.107	247	34.925	215	25	1:46.154	53.755		17.953	246	34.446	223
9	1:46.129	53.475		18.077	247	34.577	219	26	1:45.141	52.934		17.969	249	34.238	223
10	1:46.050	53.163		18.039	248	34.848	214	27	1:46.099	53.755		18.048	247	34.296	225
11	1:46.359	53.702		18.175	248	34.482	217	28	1:45.450	53.217		17.987	248	34.246	225
12	1:45.707	53.200		18.044	248	34.463	218	29	1:45.407	53.173		17.958	249	34.276	225
13	2:40.902	53.128		18.036	247	1:29.738		30	1:45.310	53.196		17.907	250	34.207	225
14	1:52.690	59.328		18.061	246	35.301	213	31	1:45.301	53.207		17.947	249	34.147	226
15	1:45.879	52.800		18.347	248	34.732	220	32	1:45.656	53.179		18.013	249	34.464	225
16	1:48.189	53.913		18.458	247	35.818	186								
17	2:19.381	1:20.634		21.910	232	36.837	215								

18 Gregoire Demoustier, FRA/ Filipe Albuquerque, PRT

theoretical besttime: 1:47.018

1	2:59.549	1:49.753		24.579	129	45.217	192	18	2:04.180	59.467		23.667	180	41.046	198
2	2:19.841	1:13.189		22.842	124	43.810	116	19	1:55.325	58.132		20.055	229	37.138	208
3	2:22.691	1:16.440		22.997	96	43.254	208	20	1:56.189	57.408		21.572	227	37.209	209
4	1:53.629	58.097		19.036	238	36.496	207	21	2:03.138	58.054		21.994	120	43.090	211
5	1:52.970	57.539		18.720	241	36.711	207	22	1:50.879	55.292		19.487	232	36.100	210
6	1:50.384	55.927		18.486	243	35.971	213	23	13:16.197	1:04.298		21.413	210	11:50.486	77
7	1:49.985	55.738		18.354	245	35.893	212	24	2:31.784	1:25.944		24.445	157	41.395	196
8	1:49.694	55.766		18.360	244	35.568	212	25	1:52.062	57.184		19.138	234	35.740	213





FIA GT Series

Lap analysis Qualifying Race



Azerbaijan
23-24 November 2013

Provisional

Baku, Length: 4380 m
Air temperature: 13.8°C
Track temperature: 20.5°C
Weather condition: Wet

Sunday 24.11.2013 10:45



Lap	Time	SE1	SP1	SE2	SP2	SE3	SP3	Lap	Time	SE1	SP1	SE2	SP2	SE3	SP3
9	1:49.500	55.685		18.370	244	35.445	215	26	1:50.769	55.496		19.397	234	35.876	214
10	1:47.965	54.580		18.216	245	35.169	214	27	1:49.482	54.981		18.944	237	35.557	214
11	1:49.290	55.984		18.214	246	35.092	216	28	1:49.094	54.765		18.889	240	35.440	216
12	1:47.018	54.064		17.961	246	34.993	218	29	1:49.026	54.545		18.968	238	35.513	214
13	1:48.180	54.590		18.216	245	35.374	215	30	1:48.793	54.668		18.787	242	35.338	214
14	1:48.178	54.497		17.986	249	35.695	218	31	1:48.554	54.430		18.541	240	35.583	208
15	2:47.701	54.402		18.446	246	1:34.853		32	1:49.055	54.509		18.761	241	35.785	215
16	2:18.160	1:10.296		26.014	165	41.850	175								
17	2:03.380	1:01.862		23.413	223	38.105	200								

21 Ricardo Zonta, BRA/ Sergio Jimenez, BRA

theoretical besttime: 1:46.412

1	2:45.535	1:33.279		24.934	155	47.322	186	18	2:20.908	1:22.666		21.322	215	36.920	206
2	2:22.429	1:14.017		25.046	141	43.366	145	19	1:50.915	56.719		18.623	238	35.573	214
3	2:25.139	1:13.743		26.519	92	44.877	201	20	1:49.792	55.511		18.767	233	35.514	208
4	1:52.087	57.193		18.835	240	36.059	207	21	2:22.513	1:14.090		27.629	92	40.794	213
5	1:50.128	55.888		18.684	241	35.556	211	22	1:51.137	57.148		18.362	239	35.627	216
6	1:49.060	55.272		18.460	242	35.328	212	23	13:17.720	58.851		20.983	186	11:57.886	64
7	1:49.331	55.326		18.623	241	35.382	214	24	2:32.007	1:25.579		26.256	105	40.172	213
8	1:48.521	55.035		18.407	241	35.079	212	25	1:48.898	55.273		18.415	238	35.210	221
9	1:55.859	54.908		18.356	240	42.595	209	26	1:48.187	54.653		18.319	240	35.215	221
10	1:48.795	55.225		18.256	241	35.314	212	27	1:46.491	53.628		18.093	242	34.770	221
11	1:51.119	54.545		18.044	244	38.530	212	28	1:49.004	54.936		18.304	237	35.764	220
12	1:48.674	55.507		18.026	244	35.141	214	29	1:52.797	57.003		18.532	220	37.262	220
13	2:43.775	54.586		18.014	246	1:31.175		30	1:51.155	56.549		18.425	230	36.181	220
14	1:58.086	1:03.377		18.773	237	35.936	210	31	1:49.215	55.368		18.106	242	35.741	221
15	1:50.519	56.176		18.523	242	35.820	216	32	1:49.531	54.923		18.320	240	36.288	211
16	1:50.061	54.968		18.957	233	36.136	213								
17	1:57.024	57.864		19.384	227	39.776	98								

22 Frederic Vervisch, BEL/ Stoffel Vandoorne, BEL

theoretical besttime: 1:45.073

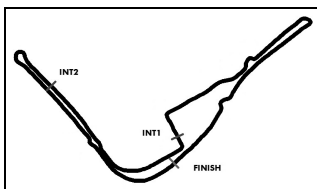
1	2:42.889	1:29.366		26.144	135	47.379	164	18	1:58.951	1:00.724		19.928	199	38.299	210
2	2:22.770	1:13.864		25.572	135	43.334	140	19	1:52.803	57.863		18.287	246	36.653	213
3	2:25.300	1:13.435		27.241	99	44.624	205	20	2:18.324	1:01.513		27.078	135	49.733	109
4	1:51.933	56.863		19.105	242	35.965	209	21	2:32.863	1:22.811		29.711	97	40.341	217
5	1:49.271	55.127		18.705	243	35.439	211	22	1:48.543	55.259		18.249	244	35.035	218
6	1:48.080	54.392		18.457	245	35.231	215	23	13:20.474	1:00.948		20.421	227	11:59.105	59
7	1:47.402	53.807		18.236	246	35.359	215	24	2:34.212	1:25.935		27.855	101	40.422	216
8	1:46.895	53.861		18.282	246	34.752	217	25	1:46.889	54.000		18.192	246	34.697	220
9	1:45.952	53.194		18.131	247	34.627	217	26	1:45.557	53.221		17.973	246	34.363	221
10	1:46.083	53.225		18.020	248	34.838	216	27	1:45.857	53.279		18.061	246	34.517	219
11	1:47.550	54.449		18.246	245	34.855	219	28	1:45.969	53.160		18.111	247	34.698	221
12	1:45.525	52.748		17.986	246	34.791	217	29	1:45.243	52.737		18.033	246	34.473	220
13	1:46.864	53.323		18.876	247	34.665	217	30	1:46.350	53.957		18.024	249	34.369	221
14	2:45.698	53.230		17.990	247	1:34.478		31	1:45.715	53.140		18.036	245	34.539	223
15	1:54.218	1:00.257		18.949	242	35.012	214	32	1:47.426	54.730		17.983	249	34.713	214
16	1:47.631	53.980		18.348	246	35.303	215								
17	2:08.670	1:11.684		20.406	238	36.580	214								

25 Dominik Baumann, DEU/ Hari Proczyk, AUT

theoretical besttime: 1:47.567

1	2:57.995	1:47.246		24.587	149	46.162	188	8	1:49.803	55.970		18.541	244	35.292	213
2	2:19.904	1:12.405		23.348	121	44.151	127	9	1:49.239	55.706		18.404	244	35.129	213
3	2:22.443	1:15.776		22.807	86	43.860	204	10	1:47.888	54.710		18.295	245	34.883	214
4	1:54.438	58.262		19.430	239	36.746	204	11	1:48.094	54.678		18.347	246	35.069	216
5	1:51.735	57.037		18.996	242	35.702	207	12	1:48.750	55.126		18.354	244	35.270	213
6	1:51.145	56.551		18.824	243	35.770	210	13	2:45.949	54.389		18.500	243	1:33.060	
7	1:49.866	55.704		18.699	243	35.463	207								





FIA GT Series

Lap analysis Qualifying Race



Azerbaijan
23-24 November 2013

Provisional



Baku, Length: 4380 m
Air temperature: 13.8°C
Track temperature: 20.5°C
Weather condition: Wet

Sunday 24.11.2013 10:45

Lap	Time	SE1	SP1	SE2	SP2	SE3	SP3	Lap	Time	SE1	SP1	SE2	SP2	SE3	SP3
27 Rob Bell, GBR/ Kevin Estre, FRA								theoretical besttime: 1:44.347							
1	2:43.288	1:30.502		25.810	128	46.976	164	18	1:51.091	55.646		19.936	233	35.509	212
2	2:22.771	1:14.162		25.293	131	43.316	131	19	1:48.859	55.054		18.726	241	35.079	217
3	2:25.015	1:13.708		26.948	107	44.359	207	20	2:30.329	1:11.732		28.552	141	50.045	125
4	1:50.198	55.540		18.768	245	35.890	212	21	2:32.320	1:21.635		30.926	102	39.759	222
5	1:48.574	54.863		18.188	248	35.523	212	22	1:46.676	54.045		18.109	248	34.522	222
6	1:47.684	54.592		18.154	248	34.938	216	23	13:15.694	56.773		21.048	186	11:57.873	
7	1:47.848	54.361		18.116	248	35.371	216	24	2:39.486	1:25.995		32.227	143	41.264	221
8	1:46.672	53.862		18.122	247	34.688	219	25	1:46.190	53.843		17.839	247	34.508	222
9	1:47.537	53.640		17.951	249	35.946	218	26	1:45.342	53.179		17.767	249	34.396	221
10	1:45.420	53.020		17.772	250	34.628	219	27	1:45.994	53.643		17.806	249	34.545	218
11	1:45.312	53.231		17.691	250	34.390	220	28	1:45.341	53.237		17.888	248	34.216	221
12	1:44.871	52.672		17.665	251	34.534	222	29	1:45.208	53.033		17.889	247	34.286	222
13	1:45.695	52.902		17.765	248	35.028	221	30	1:45.427	53.381		17.865	250	34.181	224
14	1:44.575	52.529		17.648	249	34.398	218	31	1:45.322	53.430		17.722	249	34.170	223
15	2:41.790	55.823		18.430	248	1:27.537		32	1:45.909	53.301		17.964	248	34.644	220
16	1:53.469	59.450		18.588	246	35.431	195								
17	2:18.371	1:20.255		22.035	230	36.081	212								

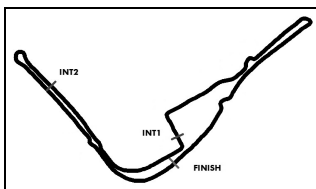
41 Nick Tandy, GBR/ Marco Holzer, DEU								theoretical besttime: 1:44.816							
1	2:44.543	1:32.041		25.458	143	47.044	175	18	2:21.454	1:23.638		22.320	236	35.496	217
2	2:22.472	1:14.005		25.092	138	43.375	141	19	1:49.983	56.061		18.410	242	35.512	216
3	2:25.221	1:13.743		26.914	104	44.564	206	20	1:50.270	55.714		18.399	244	36.157	210
4	1:51.767	56.625		18.690	245	36.452	211	21	2:22.178	1:14.665		26.702	103	40.811	219
5	1:49.869	55.503		18.588	243	35.778	210	22	1:46.585	54.240		18.118	244	34.227	221
6	1:48.346	54.728		18.318	244	35.300	214	23	13:18.887	1:00.388		20.269	226	11:58.230	80
7	1:48.830	54.749		18.345	244	35.736	211	24	2:32.533	1:26.377		26.311	96	39.845	208
8	1:47.891	54.429		18.388	243	35.074	216	25	1:47.417	54.502		18.026	244	34.889	219
9	1:47.879	54.253		18.260	244	35.366	212	26	1:45.633	53.144		18.130	242	34.359	221
10	1:46.941	54.098		18.179	245	34.664	217	27	1:45.504	52.994		18.166	243	34.344	214
11	1:46.762	53.517		18.352	245	34.893	218	28	1:47.084	53.324		18.042	245	35.718	214
12	1:47.518	54.507		18.176	245	34.835	218	29	1:44.849	52.680		17.909	244	34.260	219
13	3:12.388	53.707		18.322	241	2:00.359		30	1:45.828	53.274		18.132	245	34.422	218
14	1:54.094	1:00.394		18.343	245	35.357	212	31	1:45.464	53.140		18.001	246	34.323	217
15	1:46.300	53.536		18.348	245	34.416	216	32	1:45.306	52.990		18.074	244	34.242	216
16	1:51.038	54.350		19.293	236	37.395	200								
17	1:55.752	57.384		19.234	231	39.134	110								

42 Martin Ragginger, AUT/ Daniel Watts, GBR								theoretical besttime: 1:49.362							
1	2:54.417	1:43.245		25.869	166	45.303	198	5	1:51.411	56.334		19.022	236	36.055	213
2	2:21.330	1:12.213		24.112	130	45.005	135	6	1:50.923	55.812		19.171	238	35.940	214
3	2:21.643	1:12.932		23.999	90	44.712	207	7	1:50.139	55.638		18.634	240	35.867	213
4	1:54.966	58.749		19.759	235	36.458	208	8	1:49.481	55.099		18.753	238	35.629	216

44 Andy Soucek, ESP/ Oliver Turvey, GBR								theoretical besttime: 1:50.044							
1	2:47.989	1:35.838		24.525	143	47.626	183	6	1:53.885	58.057		18.890	245	36.938	210
2	2:21.862	1:13.936		25.169	119	42.757	140	7	1:54.153	59.099		18.844	245	36.210	214
3	2:24.731	1:15.462		24.324	103	44.945	202	8	1:50.044	56.058		18.414	246	35.572	215
4	3:31.384	59.628		21.469	162	2:10.287									
5	2:16.886	1:12.653		20.247	172	43.986	208								

45 Henry Hassid, FRA/ Anthony Beltoise, FRA								theoretical besttime: 1:48.752							
1	3:01.900	1:52.722		23.792	145	45.386	191	17	1:56.862	1:01.483		19.209	231	36.170	209
2	2:19.408	1:13.381		22.215	152	43.812	131	18	1:58.726	59.146		21.201	220	38.379	208
3	2:23.706	1:16.784		22.221	104	44.701	205	19	1:57.736	1:00.132		20.153	226	37.451	208
4	1:53.171	57.196		19.622	232	36.353	208	20	1:51.262	54.608		18.970	233	37.684	209
5	1:53.204	56.578		19.397	233	37.229	208	21	13:14.195	1:03.662		22.621	204	11:47.912	103
6	1:53.667	56.760		19.049	234	37.858	209	22	3:13.342	1:25.704		22.538	157	1:25.100	
7	1:53.113	56.360		19.225	235	37.528	208	23	1:56.847	1:01.269		19.163	230	36.415	210
8	1:50.614	55.831		18.892	236	35.891	212	24	1:50.509	55.512		19.024	233	35.973	214
9	3:18.241	54.920		18.980	196	2:04.341		25	1:50.077	55.287		18.761	234	36.029	214





FIA GT Series

Lap analysis Qualifying Race



Azerbaijan
23-24 November 2013

Provisional

Baku, Length: 4380 m
Air temperature: 13.8°C
Track temperature: 20.5°C
Weather condition: Wet

Sunday 24.11.2013 10:45



Lap	Time	SE1	SP1	SE2	SP2	SE3	SP3	Lap	Time	SE1	SP1	SE2	SP2	SE3	SP3
10	2:02.003	1:04.440		18.798	236	38.765	207	26	1:50.088	55.777		18.710	234	35.601	216
11	4:40.463	56.371		18.696	236	3:25.396		27	1:49.292	54.895		18.612	236	35.785	211
12	2:07.042	1:06.098		23.071	216	37.873	204	28	1:49.607	54.630		19.310	231	35.667	218
13	1:55.691	57.777		20.779	226	37.135	207	29	1:52.749	54.779		18.543	237	39.427	179
14	2:04.508	1:04.401		21.839	218	38.268	197	30	2:15.151	1:04.615		24.341	161	46.195	157
15	1:58.453	1:00.326		21.172	225	36.955	205								
16	1:53.998	57.163		19.332	232	37.503	196								

50 Claudio Sdanewitsch, DEU/ Federico Leo, ITA

theoretical besttime: 1:44.963

1	2:49.991	1:37.287		24.201	169	48.503	181	18	2:01.935	1:01.562		20.460	235	39.913	199
2	2:21.373	1:13.109		24.826	129	43.438	150	19	1:58.850	1:00.474		20.122	239	38.254	202
3	2:25.100	1:15.179		24.483	91	45.438	195	20	1:59.867	1:00.018		20.953	233	38.896	202
4	1:55.115	59.253		19.923	234	35.939	202	21	1:58.868	1:00.107		20.093	239	38.668	198
5	1:52.919	57.874		18.948	243	36.097	206	22	1:56.582	59.616		19.972	241	36.994	189
6	1:50.808	56.062		18.698	245	36.048	206	23	13:11.508	1:03.718		21.136	226	11:46.654	87
7	1:49.937	55.590		18.459	247	35.888	210	24	2:29.957	1:24.202		22.611	167	43.144	204
8	1:49.490	55.273		18.336	247	35.881	208	25	1:53.214	57.471		19.322	243	36.421	210
9	1:49.132	56.175		18.120	249	34.837	215	26	1:52.762	57.152		19.143	243	36.467	212
10	1:46.280	53.731		17.926	250	34.623	216	27	1:54.316	56.961		19.181	243	38.174	206
11	1:46.396	53.565		18.022	250	34.809	218	28	1:53.722	58.321		19.100	243	36.301	213
12	1:47.216	53.369		17.899	251	35.948	216	29	1:52.148	57.110		19.056	243	35.982	215
13	1:46.268	53.959		18.024	248	34.285	216	30	1:51.009	56.269		18.819	243	35.921	215
14	1:45.386	52.828		17.850	250	34.708	212	31	1:51.926	55.791		19.931	243	36.204	208
15	2:57.631	54.376		18.308	250	1:44.947		32	1:52.674	56.848		19.107	241	36.719	210
16	2:23.533	1:16.261		24.386	172	42.886	183								
17	2:06.309	1:03.703		23.478	219	39.128	192								

52 Filip Sladecka, SVK/ Stefan Rosina, SVK

theoretical besttime: 1:46.765

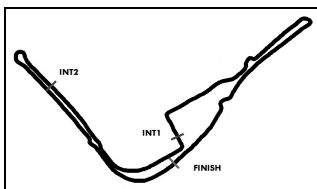
1	2:59.044	1:48.469		24.865	132	45.710	193	16	2:52.567	54.126		18.642	242	1:39.799	
2	2:20.034	1:12.622		23.176	126	44.236	122	17	2:04.440	1:04.520		21.933	221	37.987	200
3	2:22.290	1:15.884		23.268	86	43.138	203	18	2:19.151	1:19.516		22.983	229	36.652	214
4	1:53.914	58.168		19.297	239	36.449	205	19	1:50.643	55.866		19.065	235	35.712	215
5	1:52.941	57.254		19.177	239	36.510	205	20	1:50.285	55.669		18.886	239	35.730	217
6	1:50.435	55.501		18.876	241	36.058	210	21	2:19.790	1:11.730		26.420	101	41.640	215
7	1:49.922	55.384		18.952	240	35.586	210	22	1:49.312	55.540		18.289	243	35.483	216
8	1:49.696	55.606		18.772	240	35.318	212	23	13:17.895	1:00.335		21.638	190	11:55.922	61
9	1:49.304	55.488		18.626	242	35.190	210	24	2:31.570	1:25.536		25.768	129	40.266	214
10	1:47.455	54.476		18.448	241	34.531	209	25	1:49.666	55.330		18.507	239	35.829	218
11	1:48.772	54.863		18.481	242	35.428	211	26	1:47.885	54.226		18.424	242	35.235	215
12	1:48.264	54.501		18.446	243	35.317	213	27	1:47.485	53.945		18.412	238	35.128	211
13	1:48.147	54.433		18.403	243	35.311	214	28	8:47.522	55.901		18.508	242	7:33.113	
14	1:47.967	54.331		18.424	240	35.212	214								
15	1:48.003	54.217		18.639	243	35.147	213								

62 Oli Webb, GBR/ Benji Hetherington, GBR

theoretical besttime: 1:46.390

1	2:56.352	1:45.671		25.333	131	45.348	194	18	2:16.398	1:15.995		22.404	223	37.999	212
2	2:20.984	1:12.982		23.733	125	44.269	137	19	1:52.751	57.156		19.162	237	36.433	213
3	2:22.190	1:15.168		23.269	85	43.753	210	20	1:51.880	56.671		18.875	239	36.334	219
4	1:54.565	58.376		19.382	238	36.807	215	21	2:14.455	1:06.775		25.716	101	41.964	220
5	1:51.742	57.079		18.700	244	35.963	215	22	1:51.011	56.885		18.518	243	35.608	221
6	1:50.857	56.282		18.661	244	35.914	218	23	13:17.922	1:01.374		21.697	214	11:54.851	76
7	1:50.219	55.635		18.439	246	36.145	215	24	2:30.823	1:25.852		24.359	116	40.612	222
8	1:49.847	55.829		18.400	245	35.618	216	25	1:49.090	55.169		18.113	246	35.808	220
9	1:49.130	55.253		18.330	246	35.547	218	26	1:47.501	54.115		18.018	246	35.368	223
10	1:47.696	54.740		18.133	247	34.823	219	27	1:48.551	55.235		18.014	246	35.302	221
11	1:47.448	54.863		18.080	247	34.505	215	28	1:48.248	54.702		18.099	247	35.447	220
12	1:48.729	54.869		18.286	245	35.574	219	29	1:48.152	54.266		18.270	246	35.616	222
13	1:47.516	54.009		18.242	246	35.265	216	30	1:48.725	53.977		18.152	245	36.596	207
14	1:47.450	54.207		18.220	243	35.023	219	31	1:51.961	56.175		18.891	232	36.895	215
15	1:47.726	54.201		18.598	241	34.927	221	32	1:50.201	55.236		18.386	237	36.579	212
16	2:57.199	53.871		18.568	241	1:44.760									
17	2:08.974	1:07.486		22.696	219	38.792	204								





FIA GT Series

Lap analysis Qualifying Race

Provisional



Azerbaijan
23-24 November 2013




Baku, Length: 4380 m
Air temperature: 13.8°C
Track temperature: 20.5°C
Weather condition: Wet

Sunday 24.11.2013 10:45

Lap	Time	SE1	SP1	SE2	SP2	SE3	SP3	Lap	Time	SE1	SP1	SE2	SP2	SE3	SP3
77 Mark Thomas, CAN/ Ilya Melnikov, AUT								theoretical besttime: 1:47.693							
1	3:04.471	1:56.931		22.548	175	44.992	183	17	1:54.305	58.057		19.129	238	37.119	203
2	2:20.594	1:13.383		21.451	178	45.760	173	18	1:57.420	1:01.076		19.223	237	37.121	205
3	2:24.342	1:15.457		22.023	148	46.862	179	19	1:57.471	57.818		20.739	215	38.914	205
4	2:03.121	1:03.984		20.079	230	39.058	191	20	1:57.372	59.944		19.811	221	37.617	207
5	2:02.960	1:02.988		20.042	235	39.930	191	21	1:50.203	54.576		18.612	240	37.015	211
6	2:00.386	1:01.797		19.822	234	38.767	195	22	13:14.122	1:00.968		21.125	195	11:52.029	97
7	1:59.983	1:01.573		19.930	236	38.480	196	23	2:28.913	1:24.817		23.296	142	40.800	210
8	1:59.576	1:01.446		19.449	236	38.681	195	24	1:49.449	55.315		18.257	245	35.877	216
9	2:02.397	1:03.788		19.872	235	38.737	199	25	1:48.760	54.548		18.503	242	35.709	211
10	2:02.293	1:05.035		19.448	239	37.810	197	26	1:49.043	54.838		18.353	245	35.852	212
11	1:58.484	1:00.946		19.558	240	37.980	193	27	1:49.186	54.776		18.364	242	36.046	212
12	1:58.556	59.823		20.225	239	38.508	199	28	1:48.813	54.768		18.356	244	35.689	208
13	1:58.395	1:01.559		18.909	242	37.927	205	29	1:48.310	54.259		18.345	245	35.706	213
14	3:15.112	59.963		20.498	234	1:54.651		30	1:48.824	54.889		18.710	244	35.225	215
15	2:06.751	1:06.722		22.080	221	37.949	199	31	1:48.301	54.211		18.281	246	35.809	214
16	1:58.958	1:00.549		21.264	229	37.145	204								





FIA GT Series

Start Grid Main Race

Official



Azerbaijan
23-24 November 2013

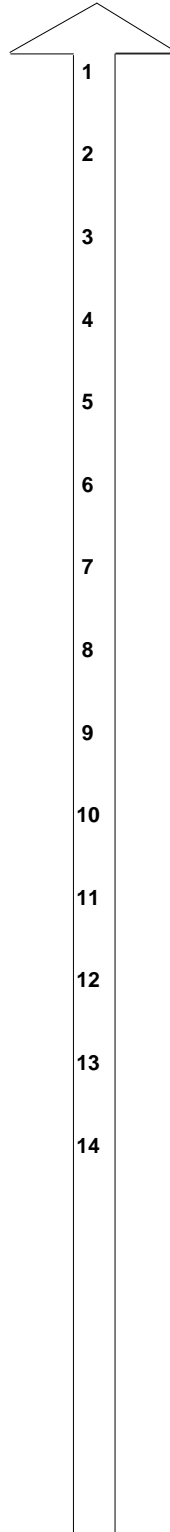


Baku, Length: 4380 m
Air temperature: 14.0°C
Track temperature: 23.0°C
Weather condition: Dry

Sunday 24.11.2013 15:00

POLE POSITION

12 Team WRT Niki Mayr-Melnhof/ Rene Rast	1
27 Hexis Racing Rob Bell/ Kevin Estre	3
4 BMW SportsTrophy Team Marc VC Nicky Catsburg/ Maxime Martin	5
13 Belgian Audi Club Team WRT Frank Stippler/ Edward Sandstrom	7
5 Phoenix Racing Markus Winkelhock/ Enzo Ide	9
22 Boutsen Ginion Frederic Vervisch/ Stoffel Vandoorne	11
7 ACL by Rodrive Patrick Pereira da Cunha/ Matheus Dall Agnol	13
62 Fortec Motorsport Oli Webb/ Benji Hetherington	15
18 Team WRT Gregoire Demoustier/ Filipe Albuquerque	17
77 MRS GT Racing Mark Thomas/ Ilya Melnikov	19
52 GRT Grasser Racing Team Filip Sladicka/ Stefan Rosina	21
25 GRT Grasser Racing Team Dominik Baumann/ Hari Proczyk	23
3 HTP Gravity Charouz Petr Charouz/ Jarek Janis	25
10 Sebastien Loeb Racing Andreas Zuber/ Mike Parisy	27



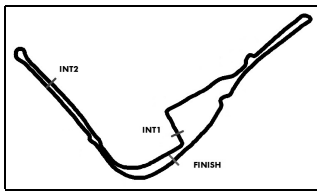
11 Belgian Audi Club Team WRT Stephane Ortelli/ Laurens Vanthoor	2
15 Boutsen Ginion Alexander Sims/ Stef Dusseldorp	4
2 HTP Gravity Charouz Sergei Afanasiev/ Andreas Simonsen	6
0 BMW Sports Trophy Team Brasil Allam Khodair/ Caca Bueno	8
41 Trackspeed Nick Tandy/ Marco Holzer	10
1 HTP Gravity Charouz Maximilian Buhk/ Alon Day	12
9 Sebastien Loeb Racing Sebastien Loeb/ Alvaro Parente	14
21 BMW Sports Trophy Team Brasil Ricardo Zonta/ Sergio Jimenez	16
50 AF Corse Claudio Sdanewitsch/ Federico Leo	18
45 TDS Racing Henry Hassid/ Anthony Beltoise	20
14 Novadriver Cesar Campanico/ Michael Ammermüller	22
42 Trackspeed Martin Ragginger/ Daniel Watts	24
44 MRS GT Racing Andy Soucek/ Oliver Turvey	26

Steward:

Steward:

Steward:





FIA GT Series

Result List Main Race

Official



Azerbaijan
23-24 November 2013



Baku, Length: 4380 m
Air temperature: 9.4°C
Track temperature: 10.8°C
Weather condition: Dry

Sunday 24.11.2013 15:00

started : 26 classified : 16 not classified : 10

	Cl.	Drivers	Team	Car	Laps	Total Time	Gap	Kph	Lap	Time	Kph
1	11	PRO S.Ortelli/L.Vanthoor	Belgian Audi Club Team WRT	Audi R8 LMS	30	1:00:39.010		130.0	23	1:44.417	151.0
2	9	PRO S.Loeb/A.Parente	Sebastien Loeb Racing	McLaren MP4-12C	30	1:00:44.765	5.755	129.8	25	1:44.137	151.4
3	27	PRO R.Bell/K.Estre	Hexis Racing	McLaren MP4-12C	30	1:00:50.323	11.313	129.6	26	1:43.292	152.7
4	1	PRO M.Buhk/A.Day	HTP Gravity Charouz	Mercedes SLS AMG GT3	30	1:00:54.322	15.312	129.4	17	1:44.811	150.4
5	25	PAM D.Baumann/H.Proczyk	GRT Grasser Racing Team	Lamborghini LP560-4	30	1:01:10.039	31.029	128.9	25	1:45.239	149.8
6	52	PRO F.Sladecka/S.Rosina	GRT Grasser Racing Team	Lamborghini LP560-4	30	1:01:18.178	39.168	128.6	19	1:45.894	148.9
7	14	PAM C.Campanico/M.Ammermüller	Novadriner	Audi R8 LMS	30	1:01:18.474	39.464	128.6	19	1:47.062	147.3
8	15	PRO A.Sims/S.Dusseldorp	Boutsen Ginion	McLaren MP4-12C	30	1:01:18.894	39.884	128.6	22	1:44.754	150.5
9	44	PRO A.Soucek/O.Turvey	MRS GT Racing	McLaren MP4-12C	30	1:01:20.563	41.553	128.5	22	1:46.261	148.4
10	45	PAM H.Hassid/A.Beltoise	TDS Racing(FRA)	BMW E89 Z4	30	1:01:25.215	46.205	128.4	22	1:45.818	149.0
11	13	PRO F.Stippler/E.Sandstrom	Belgian Audi Club Team WRT	Audi R8 LMS	30	1:01:42.320	1:03.310	127.8	20	1:43.587	152.2
12	5	PRO M.Winkelhock/E.Ide	Phoenix Racing	Audi R8 LMS	30	1:01:49.839	1:10.829	127.5	15	1:44.525	150.9
13	50	GTR C.Sdanewitsch/F.Leo	AF Corse	Ferrari 458 Italia GT3	30	1:02:02.166	1:23.156	127.1	25	1:44.515	150.9
14	7	PAM P.Cunha/M.Stumpf	ACL by Rodrive	Lamborghini LP560-4	28	59:45.475	2LAPS	123.1	24	1:45.819	149.0
15	12	PRO N.Mayr-Melnhof/R.Rast	Team WRT	Audi R8 LMS	28	1:00:39.699	2LAPS	121.3	23	1:42.583	153.7
16	77	GTR M.Thomas/I.Melnikov	MRS GT Racing	McLaren MP4-12C	28	1:02:10.961	2LAPS	118.3	2	1:50.704	142.4
not classified											
	21	PRO R.Zonta/S.Jimenez	BMW Sports Trophy Team Brasil	BMW E89 Z4	15	34:16.842	15LAPS	115.0	2	1:47.714	146.4
	41	PRO N.Tandy/M.Holzer	Trackspeed	Porsche 997 GT3 R	14	31:12.575	16LAPS	117.9	2	1:45.454	149.5
	22	PRO F.Vervisch/S.Vandoorne	Boutsen Ginion	McLaren MP4-12C	11	24:46.266	19LAPS	116.7	5	1:45.612	149.3
	3	PAM P.Charouz/J.Janis	HTP Gravity Charouz	Mercedes SLS AMG GT3	7	14:40.195	23LAPS	125.4	4	1:55.547	136.5
	10	PRO A.Zuber/M.Parisy	Sebastien Loeb Racing	McLaren MP4-12C	3	5:52.403	27LAPS	134.2	2	1:48.321	145.6
	62	PRO O.Webb/B.Hetherington	Fortec Motorsport	Mercedes SLS AMG GT3	2	3:58.613	28LAPS	132.2	2	1:50.906	142.2
	0	PRO A.Khodair/C.Bueno	BMW Sports Trophy Team Brasil	BMW E89 Z4	1	3:26.344	29LAPS				
	2	PAM S.Afanasiev/A.Simonsen	HTP Gravity Charouz	Mercedes SLS AMG GT3							
	18	PRO G.Demoustier/F.Albuquerque	Team WRT	Audi R8 LMS							
	4	PRO N.Catsburg/M.Martin	BMW SportsTrophy Team Marc VD	BMW E89 Z4							

Fastest lap of the race. Car 12 driver Rast on lap 23. Time 1:42.583, average speed 153.7 km/h.

Follwing stewards decision no. 21 drive trough penalty in exchange a time penalty of 30 seconds for car no. 5

Follwing stewards decision no. 22 time penalty of 10 seconds for car no. 1

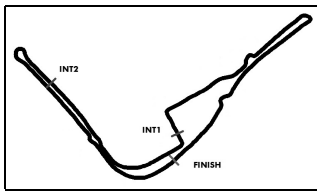
Follwing stewards decision no. 23 time penalty of 10 seconds for car no. 27

Steward:

Steward:

Steward:





FIA GT Series

Class results Main Race



Azerbaijan
23-24 November 2013



Official

Baku, Length: 4380 m
Air temperature: 9.4°C
Track temperature: 10.8°C
Weather condition: Dry

Sunday 24.11.2013 15:00

started : 26 classified : 16 not classified : 10

	Drivers	Team	Car	Laps	Time	Gap	Kph	Best Lap	Lap	
CLASS: PAM										
Started: 6			Classified: 4			Not Classified: 2				
1	25	Baumann/Procyk	GRT Grasser Racing Team(AUT)	Lamborghini LP560-4	30	1:01:10.039	31.029	128.9	1:45.239	25
2	14	Campanico/Ammermüller	Novadriver(PRT)	Audi R8 LMS	30	1:01:18.474	39.464	128.6	1:47.062	19
3	45	Hassid/Beltoise	TDS Racing(FRA)	BMW E89 Z4	30	1:01:25.215	46.205	128.4	1:45.818	22
4	7	Cunha/Stumpf	ACL by Rodrive(PRT)	Lamborghini LP560-4	28	59:45.475	2LAPS	123.1	1:45.819	24
not classified										
	3	Charouz/Janis	HTP Gravity Charouz(CZE)	Mercedes SLS AMG GT3	7	14:40.195	23LAPS	125.4	1:55.547	4
	2	Afanasiev/Simonsen	HTP Gravity Charouz(DEU)	Mercedes SLS AMG GT3						

Fastest lap of the class. Car 2 driver Maximilian Buhk on lap 23. Time , average speed 150.4 km/h.

CLASS: PRO

Started: 18			Classified: 10			Not Classified: 8				
1	11	Ortelli/Vanthoor	Belgian Audi Club Team WRT(Bel)	Audi R8 LMS	30	1:00:39.010		130.0	1:44.417	23
2	9	Loeb/Parente	Sebastien Loeb Racing(FRA)	McLaren MP4-12C	30	1:00:44.765	5.755	129.8	1:44.137	25
3	27	Bell/Estre	Hexis Racing(FRA)	McLaren MP4-12C	30	1:00:50.323	11.313	129.6	1:43.292	26
4	1	Buhk/Day	HTP Gravity Charouz(DEU)	Mercedes SLS AMG GT3	30	1:00:54.322	15.312	129.4	1:44.811	17
5	52	Sladicka/Rosina	GRT Grasser Racing Team(AUT)	Lamborghini LP560-4	30	1:01:18.178	39.168	128.6	1:45.894	19
6	15	Sims/Dusseldorp	Boutsen Ginion(BEL)	McLaren MP4-12C	30	1:01:18.894	39.884	128.6	1:44.754	22
7	44	Soucek/Turvey	MRS GT Racing(DEU)	McLaren MP4-12C	30	1:01:20.563	41.553	128.5	1:46.261	22
8	13	Stippler/Sandstrom	Belgian Audi Club Team WRT(Bel)	Audi R8 LMS	30	1:01:42.320	1:03.310	127.8	1:43.587	20
9	5	Winkelhock/Ide	Phoenix Racing(DEU)	Audi R8 LMS	30	1:01:49.839	1:10.829	127.5	1:44.525	15
10	12	Mayr-Melnhof/Rast	Team WRT(BEL)	Audi R8 LMS	28	1:00:39.699	2LAPS	121.3	1:42.583	23
not classified										
	21	Zonta/Jimenez	BMW Sports Trophy Team Brasil	BMW E89 Z4	15	34:16.842	15LAPS	115.0	1:47.714	2
	41	Tandy/Holzer	Trackspeed(GBR)	Porsche 997 GT3 R	14	31:12.575	16LAPS	117.9	1:45.454	2
	22	Vervisch/Vandoorne	Boutsen Ginion(BEL)	McLaren MP4-12C	11	24:46.266	19LAPS	116.7	1:45.612	5
	10	Zuber/Parisy	Sebastien Loeb Racing(FRA)	McLaren MP4-12C	3	5:52.403	27LAPS	134.2	1:48.321	2
	62	Webb/Hetherington	Fortec Motorsport(GBR)	Mercedes SLS AMG GT3	2	3:58.613	28LAPS	132.2	1:50.906	2
	0	Khodair/Bueno	BMW Sports Trophy Team Brasil	BMW E89 Z4	1	3:26.344	29LAPS			
	18	Demoustier/Albuquerque	Team WRT(BEL)	Audi R8 LMS						
	4	Catsburg/Martin	BMW Sports Trophy Team Marc	BMW E89 Z4						

Fastest lap of the class. Car 12 driver Rene Rast on lap 23. Time 1:42.583, average speed 153.7 km/h.

CLASS: GTR

Started: 2			Classified: 2			Not Classified: 0				
1	50	Sdanewitsch/Leo	AF Corse(ITA)	Ferrari 458 Italia GT3	30	1:02:02.166	1:23.156	127.1	1:44.515	25
2	77	Thomas/Melnikov	MRS GT Racing(DEU)	McLaren MP4-12C	28	1:02:10.961	2LAPS	118.3	1:50.704	2

Fastest lap of the class. Car 50 driver Federico Leo on lap 23. Time 1:44.515, average speed 150.9 km/h.

Fastest lap of the race. Car 12 driver Rast on lap 23. Time 1:42.583, average speed 153.7 km/h.

Following stewards decision no. 21 drive trough penalty in exchange a time penalty of 30 seconds for car no. 5

Following stewards decision no. 22 time penalty of 10 seconds for car no. 1

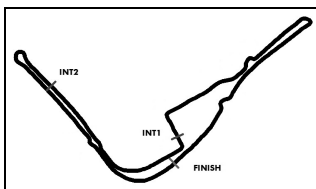
Following stewards decision no. 23 time penalty of 10 seconds for car no. 27

Steward:

Steward:

Steward:





FIA GT Series

Lap analysis Main Race



Azerbaijan
23-24 November 2013

Provisional



Baku, Length: 4380 m
Air temperature: 13.1°C
Track temperature: 20.3°C
Weather condition: Dry

Sunday 24.11.2013 15:00

Lap	Time	SE1	SP1	SE2	SP2	SE3	SP3	Lap	Time	SE1	SP1	SE2	SP2	SE3	SP3
0	Allam Khodair, BRA/ Caca Bueno, BRA							theoretical besttime: 1:43.240							
1	3:26.344	1:24.528		25.580	129	1:36.236									

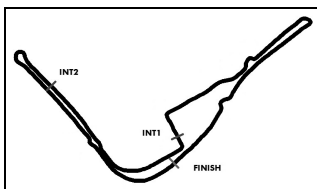
1 Maximilian Buhk, DEU/ Alon Day, ISR								theoretical besttime: 1:44.261							
1	1:59.002	1:05.283		18.049	248	35.670	221	17	1:44.811	52.392		17.796	250	34.623	224
2	1:46.839	54.094		17.785	250	34.960	218	18	2:43.214	52.754		17.937	249	1:32.523	
3	1:45.829	53.237		17.891	248	34.701	220	19	1:54.117	1:00.771		18.245	245	35.101	221
4	1:46.385	53.407		17.883	250	35.095	222	20	1:46.404	53.635		17.837	249	34.932	226
5	1:47.124	52.417		17.954	248	36.753	179	21	1:46.727	53.803		18.261	250	34.663	226
6	2:31.921	1:09.576		27.446	109	54.899	83	22	1:45.496	53.168		17.888	251	34.440	225
7	2:44.375	1:10.175		34.116	75	1:00.084	102	23	1:46.604	54.197		17.722	252	34.685	226
8	2:42.146	1:10.991		39.510	112	51.645	98	24	1:45.046	52.931		17.553	253	34.562	209
9	2:35.335	1:08.812		39.742	139	46.781	120	25	1:52.597	55.954		20.366	226	36.277	220
10	2:40.158	1:15.859		37.964	104	46.335	144	26	1:45.449	53.357		17.554	253	34.538	225
11	2:31.700	1:12.886		30.390	131	48.424	123	27	1:48.285	53.347		19.363	229	35.575	222
12	2:49.595	1:31.833		25.941	210	51.821	216	28	1:48.068	55.381		18.083	248	34.604	226
13	1:47.099	54.260		18.020	250	34.819	224	29	1:45.446	53.358		17.772	250	34.316	225
14	1:46.238	53.011		18.180	249	35.047	223	30	1:45.364	52.785		17.699	252	34.880	225
15	1:47.890	54.367		18.396	244	35.127	220								
16	1:45.058	52.563		17.822	249	34.673	222								

3 Petr Charouz, CZE/ Jarek Janis, CZE								theoretical besttime: 1:54.644							
1	2:25.165	1:25.208		21.044	220	38.913	206	5	2:00.303	59.478		21.443	216	39.382	196
2	1:57.200	58.470		20.632	220	38.098	207	6	2:04.715	1:07.080		20.658	217	36.977	206
3	1:58.098	58.379		21.900	208	37.819	207	7	2:19.167	57.694		21.184	195	1:00.289	192
4	1:55.547	57.365		20.302	217	37.880	205								

5 Markus Winkelhock, DEU/ Enzo Ide, BEL								theoretical besttime: 1:44.525							
1	1:53.069	59.787		18.189	243	35.093	217	17	1:51.229	58.250		17.854	244	35.125	217
2	1:46.041	53.388		17.898	247	34.755	219	18	2:42.948	52.612		17.881	242	1:32.455	
3	1:46.204	53.810		17.972	245	34.422	218	19	1:51.370	58.299		18.288	242	34.783	215
4	1:46.524	53.309		17.805	246	35.410	218	20	1:46.209	53.322		18.022	246	34.865	217
5	1:45.475	52.742		17.811	246	34.922	203	21	1:45.518	52.922		17.846	247	34.750	218
6	2:33.795	1:11.467		28.129	131	54.199	132	22	1:46.871	53.836		17.914	245	35.121	218
7	2:42.864	1:10.340		34.807	107	57.717	143	23	1:47.172	54.042		17.812	247	35.318	220
8	2:40.764	1:12.157		37.322	103	51.285	174	24	1:48.762	55.279		18.026	244	35.457	219
9	2:38.859	1:11.876		37.950	116	49.033	131	25	1:48.129	53.956		17.859	246	36.314	218
10	2:38.483	1:14.557		37.319	140	46.607	131	26	1:47.764	54.409		17.895	247	35.460	218
11	2:34.901	1:12.566		32.883	129	49.452	125	27	1:47.474	53.188		19.171	227	35.115	220
12	2:52.525	1:30.188		27.369	171	54.968	208	28	1:47.997	53.981		18.225	242	35.791	219
13	1:45.692	53.266		17.941	241	34.485	213	29	1:49.571	54.520		19.443	224	35.608	208
14	1:45.205	52.954		17.823	245	34.428	218	30	1:48.365	54.672		17.938	245	35.755	212
15	1:44.525	52.363		17.778	247	34.384	218								
16	2:15.534	52.908		17.824	246	1:04.802									

7 Patrick Pereira da Cunha, PRT/ Matheus Dall Agnol Stumpf, BRA								theoretical besttime: 1:45.338							
1	1:58.393	1:04.405		18.650	240	35.338	218	15	2:52.319	53.895		18.384	242	1:40.040	
2	1:47.826	54.037		18.162	242	35.627	219	16	1:56.020	1:01.201		18.737	233	36.082	212
3	1:47.360	54.351		18.066	243	34.943	220	17	1:48.222	54.198		18.351	239	35.673	215
4	1:46.789	53.805		17.917	243	35.067	220	18	1:47.124	53.808		18.141	242	35.175	217
5	1:49.896	53.841		18.033	242	38.022	191	19	1:46.502	53.360		17.970	244	35.172	218
6	2:28.534	1:06.778		26.598	115	55.158	89	20	1:45.965	53.290		17.874	245	34.801	218
7	2:44.247	1:10.209		33.627	69	1:00.411	103	21	1:46.711	52.902		17.986	244	35.823	208
8	2:41.524	1:11.729		39.327	135	50.468	97	22	1:46.386	53.303		17.948	243	35.135	216
9	2:36.011	1:09.942		39.746	144	46.323	129	23	1:45.961	52.663		18.143	243	35.155	217
10	2:40.595	1:16.835		37.234	107	46.526	160	24	1:45.819	52.814		17.994	242	35.011	217
11	2:31.587	1:13.189		29.888	126	48.510	122	25	2:53.997	53.862		20.085	204	1:40.050	
12	2:48.515	1:31.597		25.448	200	51.470	203	26	2:15.265	1:10.488		23.183	190	41.594	196
13	1:49.840	56.007		18.620	237	35.213	220	27	1:58.456	1:00.513		19.877	221	38.066	202
14	1:48.198	54.504		18.319	242	35.375	220	28	2:17.413	1:04.726		23.114	170	49.573	76





FIA GT Series

Lap analysis Main Race



Azerbaijan
23-24 November 2013

Provisional



Baku, Length: 4380 m
Air temperature: 13.1°C
Track temperature: 20.3°C
Weather condition: Dry


Sunday 24.11.2013 15:00

Lap	Time	SE1	SP1	SE2	SP2	SE3	SP3	Lap	Time	SE1	SP1	SE2	SP2	SE3	SP3
9 Sebastien Loeb, FRA/ Alvaro Parente, PRT								theoretical besttime: 1:43.822							
1	1:56.839	1:03.647		18.483	245	34.709	216	17	2:10.837	1:17.104		18.582	244	35.151	214
2	1:46.045	53.255		18.156	247	34.634	217	18	1:48.040	54.858		18.278	245	34.904	214
3	1:46.854	54.151		18.119	246	34.584	218	19	1:45.406	52.876		17.949	247	34.581	218
4	1:46.439	53.135		18.304	245	35.000	217	20	1:45.080	52.692		17.900	248	34.488	220
5	1:46.542	52.883		18.145	247	35.514	206	21	1:44.475	52.343		17.926	247	34.206	222
6	2:31.763	1:10.088		28.123	117	53.552	125	22	1:44.707	52.216		17.847	249	34.644	221
7	2:45.958	1:11.685		34.340	82	59.933	111	23	1:44.496	52.223		17.818	248	34.455	220
8	2:42.465	1:10.693		39.866	118	51.906	106	24	1:44.488	52.304		17.744	249	34.440	223
9	2:35.212	1:08.335		39.129	136	47.748	122	25	1:44.137	51.872		17.775	250	34.490	223
10	2:39.022	1:15.281		38.757	103	44.984	119	26	1:44.867	52.560		17.821	249	34.486	221
11	2:32.673	1:13.357		30.663	99	48.653	126	27	1:47.269	52.551		18.736	235	35.982	219
12	2:50.446	1:31.332		25.696	198	53.418	209	28	1:48.088	55.310		18.151	247	34.627	222
13	1:48.056	55.079		18.248	247	34.729	217	29	1:45.576	53.306		17.938	248	34.332	223
14	1:46.187	53.075		18.228	247	34.884	217	30	1:45.130	52.766		17.874	249	34.490	224
15	1:48.277	54.035		18.771	245	35.471	214								
16	2:39.391	53.196		18.102	247	1:28.093									

10 Andreas Zuber, AUT/ Mike Parisy, FRA								theoretical besttime: 1:48.008							
1	2:13.929	1:16.098		20.914	216	36.917	211	3	1:50.153	54.774		18.272	244	37.107	212
2	1:48.321	54.538		18.479	243	35.304	213								

11 Stephane Ortelli, MCO/ Laurens Vanthoor, BEL								theoretical besttime: 1:44.263							
1	1:51.464	58.446		18.290	242	34.728	219	17	1:46.176	53.054		18.131	242	34.991	211
2	1:46.074	53.609		18.020	243	34.445	219	18	1:45.438	52.802		17.997	245	34.639	217
3	1:49.089	56.208		18.204	245	34.677	220	19	1:46.243	53.954		17.862	245	34.427	219
4	1:46.650	53.237		18.035	244	35.378	218	20	1:44.931	52.688		17.792	245	34.451	219
5	1:45.867	53.063		17.784	246	35.020	213	21	1:46.630	54.051		17.860	247	34.719	220
6	2:32.648	1:11.612		27.456	149	53.580	137	22	1:45.778	53.713		17.743	247	34.322	218
7	2:43.570	1:11.106		34.344	86	58.120	164	23	1:44.417	52.385		17.667	247	34.365	220
8	2:41.583	1:12.977		37.025	105	51.581	179	24	1:45.046	52.974		17.642	247	34.430	220
9	2:38.075	1:11.507		37.847	99	48.721	124	25	1:47.048	53.693		18.733	241	34.622	219
10	2:37.800	1:15.450		36.182	130	46.168	117	26	1:45.297	52.934		17.891	246	34.472	218
11	2:34.650	1:14.401		31.626	99	48.623	129	27	1:48.958	52.902		21.234	214	34.822	219
12	3:54.560	1:31.079		27.163	208	1:56.318		28	1:45.320	52.750		18.309	240	34.261	219
13	1:53.447	1:00.202		18.470	238	34.775	218	29	1:44.648	52.360		17.865	244	34.423	218
14	1:47.845	54.180		18.216	243	35.449	215	30	1:45.816	53.019		17.982	244	34.815	218
15	1:47.833	54.755		17.948	245	35.130	214								
16	1:46.109	53.492		18.017	243	34.600	218								

12 Niki Mayr-Melnhof, AUT/ Rene Rast, DEU								theoretical besttime: 1:42.573							
1	2:13.528	1:15.471		21.200	210	36.857	205	16	1:44.033	52.176		17.597	247	34.260	222
2	1:49.115	55.525		18.294	241	35.296	218	17	1:43.675	52.395		17.506	249	33.774	221
3	1:49.904	54.866		18.171	242	36.867	212	18	1:44.176	52.410		17.517	250	34.249	222
4	1:48.945	55.349		17.998	244	35.598	195	19	1:44.497	52.466		17.599	248	34.432	221
5	8:32.423	1:00.323		25.501	131	7:06.599		20	1:43.195	51.820		17.507	249	33.868	222
6	2:07.139	1:04.440		24.906	192	37.793	199	21	1:43.669	52.044		17.636	246	33.989	221
7	1:57.961	55.945		25.594	195	36.422	207	22	1:43.069	51.751		17.508	247	33.810	222
8	2:16.551	54.962		37.470	160	44.119	179	23	1:42.583	51.420		17.516	247	33.647	219
9	2:25.562	1:13.049		28.223	204	44.290	136	24	1:57.605	58.768		21.098	185	37.739	221
10	2:48.893	1:34.386		26.854	175	47.653	207	25	1:49.205	53.632		20.505	214	35.068	221
11	1:48.388	53.838		18.216	242	36.334	218	26	1:45.591	52.951		18.131	243	34.509	220
12	1:49.794	56.354		18.435	243	35.005	219	27	1:44.214	52.232		17.582	247	34.400	222
13	1:45.824	53.118		17.896	245	34.810	218	28	1:45.736	53.416		17.538	246	34.782	216
14	2:41.781	53.245		18.380	242	1:30.156									
15	1:52.643	1:00.057		18.041	247	34.545	223								



FIA GT Series

Lap analysis Main Race



Azerbaijan
23-24 November 2013

Provisional



Baku, Length: 4380 m
Air temperature: 13.1°C
Track temperature: 20.3°C
Weather condition: Dry

Sunday 24.11.2013 15:00

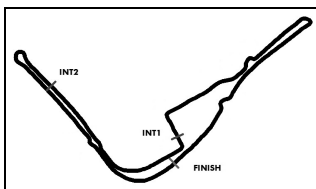
Lap	Time	SE1	SP1	SE2	SP2	SE3	SP3	Lap	Time	SE1	SP1	SE2	SP2	SE3	SP3
13 Frank Stippler, DEU/ Edward Sandstrom, SWE								theoretical besttime: 1:43.326							
1	2:01.943	1:07.473		19.448	240	35.022	217	17	1:45.050	52.737		17.710	246	34.603	219
2	1:47.427	54.320		18.066	246	35.041	217	18	1:45.993	53.359		18.195	243	34.439	219
3	1:46.153	53.423		18.004	244	34.726	219	19	1:44.216	52.480		17.652	246	34.084	219
4	1:47.355	54.384		17.814	245	35.157	215	20	1:43.587	52.029		17.651	246	33.907	220
5	1:48.788	53.487		17.805	247	37.496	185	21	1:43.589	51.865		17.616	246	34.108	219
6	2:28.387	1:07.234		25.858	107	55.295	93	22	1:43.897	52.214		17.554	246	34.129	220
7	2:44.708	1:10.196		33.617	77	1:00.895	122	23	1:43.709	51.937		17.615	247	34.157	220
8	2:41.441	1:12.077		39.933	180	49.431	121	24	1:44.228	52.034		18.077	246	34.117	220
9	2:36.149	1:09.493		39.754	164	46.902	189	25	1:44.234	52.374		17.610	247	34.250	219
10	2:39.892	1:16.482		37.321	103	46.089	179	26	1:44.552	52.211		17.914	240	34.427	220
11	2:31.360	1:13.067		30.307	108	47.986	133	27	1:44.581	52.683		17.813	244	34.085	222
12	5:17.361	1:31.848		25.458	212	3:20.055		28	1:45.893	53.849		17.688	246	34.356	218
13	1:53.015	59.764		18.263	244	34.988	218	29	1:43.816	52.275		17.608	247	33.933	220
14	1:46.246	53.458		18.004	243	34.784	219	30	1:45.596	53.260		18.005	244	34.331	220
15	1:44.692	52.772		17.747	245	34.173	219								
16	1:44.462	52.503		17.697	247	34.262	218								

Lap	Time	SE1	SP1	SE2	SP2	SE3	SP3	Lap	Time	SE1	SP1	SE2	SP2	SE3	SP3
14 Cesar Campanico, PRT/ Michael Ammermüller, DEU								theoretical besttime: 1:46.109							
1	2:10.935	1:14.143		20.622	218	36.170	207	17	1:47.822	54.212		18.223	241	35.387	214
2	1:50.055	55.376		18.847	235	35.832	209	18	1:47.394	53.905		18.207	242	35.282	215
3	1:50.869	54.985		18.885	231	36.999	207	19	1:47.062	53.701		18.211	242	35.150	214
4	1:48.223	54.262		18.784	233	35.177	212	20	1:47.533	54.053		18.378	242	35.102	214
5	1:55.335	54.220		20.070	202	41.045	179	21	1:47.305	53.691		18.299	241	35.315	215
6	2:09.256	57.790		20.459	215	51.007	78	22	1:47.334	54.003		18.104	243	35.227	215
7	2:47.024	1:11.517		33.439	100	1:02.068	148	23	1:47.279	53.687		18.114	242	35.478	215
8	2:40.578	1:11.871		39.801	133	48.906	137	24	1:48.861	55.224		18.248	240	35.389	215
9	2:35.644	1:09.049		40.844	133	45.751	185	25	1:48.049	53.479		18.174	241	36.396	213
10	2:41.081	1:16.683		37.602	121	46.796	190	26	1:47.347	54.211		18.098	242	35.038	215
11	2:27.876	1:11.389		29.300	147	47.187	113	27	1:48.060	52.973		19.768	218	35.319	215
12	2:46.844	1:32.546		27.270	207	47.028	210	28	1:47.978	53.444		18.821	231	35.713	216
13	2:56.711	57.301		19.202	233	1:40.208		29	1:49.715	54.043		20.084	224	35.588	205
14	1:53.929	59.696		18.803	236	35.430	208	30	1:47.184	53.542		18.369	239	35.273	214
15	1:47.878	53.938		18.506	238	35.434	213								
16	1:47.313	53.756		18.396	240	35.161	214								

Lap	Time	SE1	SP1	SE2	SP2	SE3	SP3	Lap	Time	SE1	SP1	SE2	SP2	SE3	SP3
15 Alexander Sims, GBR/ Stef Dusseldorp, NLD								theoretical besttime: 1:44.538							
1	1:54.406	1:01.085		18.447	243	34.874	216	17	1:52.767	59.100		18.390	244	35.277	216
2	1:46.486	53.503		18.301	244	34.682	219	18	1:45.600	52.926		18.072	246	34.602	221
3	1:46.541	53.481		18.268	247	34.792	216	19	1:45.616	52.648		18.092	247	34.876	219
4	1:46.424	53.190		18.208	247	35.026	219	20	1:45.310	52.847		17.968	247	34.495	218
5	1:46.135	53.097		18.112	247	34.926	205	21	1:44.890	52.486		18.012	247	34.392	219
6	2:32.271	1:11.443		27.741	126	53.087	144	22	1:44.754	52.306		17.927	248	34.521	220
7	2:43.718	1:11.456		34.246	87	58.016	170	23	1:45.389	52.559		18.013	247	34.817	216
8	2:41.512	1:13.103		36.929	115	51.480	181	24	1:45.325	52.654		18.063	247	34.608	217
9	2:38.111	1:11.746		37.697	104	48.668	128	25	1:46.093	52.411		18.013	247	35.669	216
10	2:37.882	1:15.648		36.417	127	45.817	126	26	1:44.904	52.482		17.913	247	34.509	219
11	2:34.537	1:14.820		31.422	108	48.295	109	27	1:45.312	52.547		18.205	244	34.560	220
12	2:51.773	1:31.303		26.659	207	53.811	205	28	1:46.699	53.495		18.225	247	34.979	220
13	1:46.957	54.418		18.220	247	34.319	219	29	1:46.548	52.994		17.972	248	35.582	217
14	1:46.547	53.036		18.625	246	34.886	219	30	1:46.843	53.229		18.076	248	35.538	218
15	2:55.753	54.277		19.206	244	1:42.270									
16	2:23.791	1:00.520		19.224	239	1:04.047									

Lap	Time	SE1	SP1	SE2	SP2	SE3	SP3	Lap	Time	SE1	SP1	SE2	SP2	SE3	SP3
21 Ricardo Zonta, BRA/ Sergio Jimenez, BRA								theoretical besttime: 1:46.913							
1	2:01.361	1:06.828		19.238	230	35.295	216	9	2:37.262	1:10.330		41.572	124	45.360	190
2	1:47.714	54.385		18.406	238	34.923	220	10	2:40.799	1:16.540		38.299	111	45.960	171
3	1:48.684	54.774		18.212	243	35.698	218	11	2:29.014	1:11.815		29.595	117	47.604	116
4	1:47.950	54.111		18.388	236	35.451	218	12	2:47.005	1:32.053		27.027	214	47.925	216
5	1:48.816	53.856		18.134	240	36.826	209	13	2:47.410	55.531		18.594	239	1:33.285	
6	2:26.646	1:06.709		25.145	113	54.792	83	14	1:54.330	1:00.244		18.419	239	35.667	212
7	2:45.779	1:11.661		33.499	98	1:00.619	128	15	1:53.708	54.201		18.343	237	41.164	86





FIA GT Series

Lap analysis Main Race



Azerbaijan
23-24 November 2013

Provisional



Baku, Length: 4380 m
Air temperature: 13.1°C
Track temperature: 20.3°C
Weather condition: Dry

Sunday 24.11.2013 15:00

Lap	Time	SE1	SP1	SE2	SP2	SE3	SP3	Lap	Time	SE1	SP1	SE2	SP2	SE3	SP3
8	2:40.364	1:11.852		41.631	130	46.881	111								

22 Frederic Vervisch, BEL/ Stoffel Vandoorne, BEL

theoretical besttime: 1:45.086

1	1:52.367	59.202		18.277	245	34.888	218	7	2:43.055	1:10.673		34.414	128	57.968	154
2	1:46.232	53.459		18.153	245	34.620	219	8	2:40.474	1:11.884		37.807	111	50.783	147
3	1:46.219	53.937		18.001	246	34.281	219	9	2:39.461	1:12.019		37.566	117	49.876	141
4	1:46.161	53.289		17.920	246	34.952	219	10	2:38.304	1:13.931		37.855	132	46.518	156
5	1:45.612	52.885		18.047	246	34.680	214	11	2:35.040	1:12.487		32.744		49.809	
6	2:33.341	1:11.043		28.555	131	53.743	141								

25 Dominik Baumann, DEU/ Hari Proczyk, AUT

theoretical besttime: 1:45.029

1	2:08.143	1:12.380		19.671	242	36.092	213	17	2:54.021	54.049		18.098	248	1:41.874	
2	1:48.833	55.249		18.413	244	35.171	220	18	1:53.448	58.744		18.805	240	35.899	215
3	1:47.184	54.127		18.111	246	34.946	222	19	1:46.739	53.627		18.555	242	34.557	217
4	1:48.530	54.565		18.513	239	35.452	218	20	1:46.201	53.363		18.369	243	34.469	218
5	1:51.402	53.692		18.190	244	39.520	160	21	1:45.809	53.068		18.056	245	34.685	216
6	2:18.583	59.304		24.340	124	54.939	67	22	1:46.277	52.764		18.110	244	35.403	215
7	2:46.124	1:11.714		33.096	100	1:01.314	131	23	1:46.801	53.563		18.335	243	34.903	218
8	2:41.644	1:13.027		39.449	123	49.168	139	24	1:45.322	52.853		17.963	243	34.506	220
9	2:35.347	1:08.917		40.520	127	45.910	165	25	1:45.239	52.885		17.938	244	34.416	220
10	2:40.805	1:16.624		37.684	127	46.497	195	26	1:46.573	53.404		18.567	240	34.602	218
11	2:29.104	1:11.728		29.185	128	48.191	114	27	1:47.811	53.664		18.994	237	35.153	216
12	2:46.222	1:31.684		27.069	217	47.469	215	28	1:49.904	55.094		18.834	240	35.976	212
13	1:49.731	56.123		18.250	248	35.358	220	29	1:50.727	55.884		18.962	239	35.881	211
14	1:48.256	54.707		18.078	249	35.471	215	30	1:50.677	55.119		19.252	234	36.306	208
15	1:47.724	54.133		18.316	248	35.275	217								
16	1:46.858	54.264		17.849	248	34.745	220								

27 Rob Bell, GBR/ Kevin Estre, FRA

theoretical besttime: 1:43.191

1	3:08.004	1:07.201		22.839	200	1:37.964		17	1:44.533	52.543		17.737	249	34.253	223
2	1:54.737	1:01.193		18.458	244	35.086	215	18	1:43.757	51.880		17.639	249	34.238	223
3	1:46.061	53.191		18.034	246	34.836	222	19	1:44.249	52.229		17.664	250	34.356	224
4	1:47.001	53.433		18.018	244	35.550	217	20	1:44.965	52.624		17.823	250	34.518	222
5	1:50.678	55.121		19.393	232	36.164	203	21	1:44.373	52.109		17.685	250	34.579	219
6	1:55.597	57.632		20.284	222	37.681	206	22	1:44.434	52.347		17.704	250	34.383	222
7	2:19.961	57.222		21.407	191	1:01.332	190	23	1:44.737	52.872		17.805	249	34.060	223
8	2:37.713	1:08.470		42.630	121	46.613	204	24	1:43.594	52.082		17.630	249	33.882	223
9	2:34.255	1:06.899		44.129	149	43.227	192	25	1:44.266	52.064		17.685	250	34.517	222
10	2:40.021	1:16.422		39.210	151	44.389	169	26	1:43.292	51.798		17.558	251	33.936	224
11	2:26.263	1:13.281		27.933	181	45.049	125	27	1:44.269	51.751		18.304	244	34.214	224
12	4:10.423	1:34.486		27.169	154	2:08.768		28	1:44.969	52.744		17.940	247	34.285	221
13	1:52.485	59.051		18.294	243	35.140	216	29	1:43.920	51.929		17.815	248	34.176	222
14	1:44.882	52.791		17.812	247	34.279	221	30	1:45.210	52.777		17.931	249	34.502	221
15	1:44.466	52.435		17.954	247	34.077	224								
16	1:47.208	53.857		18.336	245	35.015	217								

41 Nick Tandy, GBR/ Marco Holzer, DEU

theoretical besttime: 1:44.913

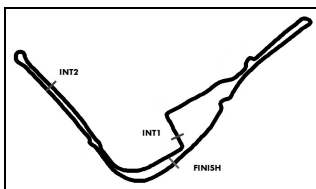
1	1:55.739	1:03.037		18.124	244	34.578	221	9	2:37.588	1:11.236		38.451	158	47.901	114
2	1:45.454	52.860		18.033	245	34.561	218	10	2:37.544	1:15.845		36.207	185	45.492	133
3	1:46.493	53.469		18.311	247	34.713	217	11	2:34.512	1:15.105		31.209	106	48.198	128
4	1:46.535	53.219		18.109	248	35.207	219	12	2:51.220	1:31.455		26.182	214	53.583	213
5	1:47.363	53.211		18.136	247	36.016	196	13	1:45.573	53.520		17.797	247	34.256	220
6	2:31.782	1:10.552		27.692	116	53.538	132	14	1:47.091	53.372		18.643	242	35.076	211
7	2:44.520	1:11.559		34.196	84	58.765	128								
8	2:41.161	1:12.098		37.409	174	51.654	151								

44 Andy Soucek, ESP/ Oliver Turvey, GBR

theoretical besttime: 1:45.742

1	2:08.670	1:12.914		19.673	239	36.083	216	17	1:48.014	54.644		17.969	250	35.401	217
2	1:48.836	55.112		18.349	247	35.375	219	18	1:47.970	54.621		17.987	247	35.362	218
3	1:47.291	54.044		18.214	247	35.033	219	19	1:47.360	54.512		17.872	249	34.976	219
4	1:49.275	54.466		18.605	240	36.204	219	20	1:47.626	54.609		18.137	246	34.880	220
5	1:50.450	53.087		17.958	250	39.405	163	21	1:47.226	54.274		17.987	248	34.965	220





FIA GT Series

Lap analysis Main Race



Azerbaijan
23-24 November 2013

Provisional



Baku, Length: 4380 m
Air temperature: 13.1°C
Track temperature: 20.3°C
Weather condition: Dry

Sunday 24.11.2013 15:00

Lap	Time	SE1	SP1	SE2	SP2	SE3	SP3	Lap	Time	SE1	SP1	SE2	SP2	SE3	SP3
6	2:19.263	59.583		24.730	101	54.950	67	22	1:46.261	53.373		17.928	248	34.960	220
7	2:45.709	1:11.480		33.117	98	1:01.112	123	23	1:46.458	53.624		17.914	250	34.920	220
8	2:41.364	1:13.005		39.561	131	48.798	132	24	1:46.578	53.525		17.958	249	35.095	220
9	2:35.401	1:09.314		40.756	123	45.331	193	25	1:46.951	54.139		17.975	248	34.837	219
10	2:40.650	1:17.380		37.502	124	45.768	204	26	1:46.609	53.696		17.833	249	35.080	220
11	2:29.168	1:12.258		29.323	137	47.587	109	27	1:47.821	54.133		18.662	241	35.026	222
12	2:46.400	1:32.307		26.809	218	47.284	218	28	1:46.581	53.548		18.211	246	34.822	221
13	3:01.944	55.943		18.370	250	1:47.631		29	1:48.509	54.677		18.316	247	35.516	218
14	1:57.593	1:02.659		18.795	245	36.139	218	30	1:47.108	53.798		18.003	249	35.307	219
15	1:48.974	55.049		18.312	247	35.613	218								
16	1:48.503	55.112		18.285	248	35.106	221								

45 Henry Hassid, FRA/ Anthony Beltoise, FRA

theoretical besttime: 1:45.558

1	2:12.762	1:14.840		21.100	215	36.822	215	17	1:54.890	1:00.126		19.120	228	35.644	210
2	1:53.165	57.862		19.073	231	36.230	212	18	1:47.944	53.800		18.567	235	35.577	214
3	1:52.580	55.506		19.514	224	37.560	211	19	1:47.606	53.634		18.417	237	35.555	216
4	1:52.684	55.984		19.850	229	36.850	210	20	1:46.391	53.074		18.302	239	35.015	216
5	2:20.481	55.996		23.449	176	1:01.036	153	21	1:45.896	53.046		18.094	242	34.756	216
6	2:02.283	1:02.294		21.361	216	38.628	196	22	1:45.818	52.893		17.970	242	34.955	215
7	2:20.838	57.665		21.909	116	1:01.264	162	23	1:46.325	53.071		18.145	242	35.109	213
8	2:39.759	1:10.919		40.727	156	48.113	182	24	1:47.538	53.910		18.178	241	35.450	212
9	2:36.509	1:09.387		42.432	191	44.690	202	25	1:47.225	53.348		18.081	242	35.796	209
10	2:41.202	1:16.299		38.619	149	46.284	174	26	1:46.239	53.103		17.909	244	35.227	216
11	2:26.045	1:11.371		30.249	201	44.425	109	27	1:47.118	53.007		18.773	231	35.338	218
12	2:48.324	1:33.755		26.953	204	47.616	209	28	1:46.654	53.106		18.537	237	35.011	216
13	1:51.451	55.611		19.200	232	36.640	215	29	1:46.670	53.236		18.091	242	35.343	206
14	1:51.735	56.231		18.825	237	36.679	214	30	1:46.899	53.559		18.177	240	35.163	212
15	1:51.304	55.240		19.066	231	36.998	211								
16	3:00.880	55.941		18.989	233	1:45.950									

50 Claudio Sdanewitsch, DEU/ Federico Leo, ITA

theoretical besttime: 1:44.210

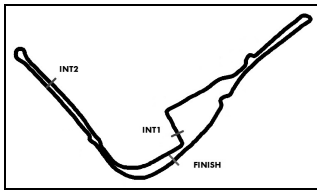
1	2:19.698	1:17.594		21.289	221	40.815	198	17	1:47.664	54.153		18.068	248	35.443	213
2	1:55.807	59.158		19.796	238	36.853	207	18	1:45.909	53.157		17.872	249	34.880	216
3	1:54.496	56.872		19.624	231	38.000	212	19	1:45.612	52.799		17.816	248	34.997	212
4	1:56.072	56.351		19.223	240	40.498	201	20	1:45.269	53.022		17.794	251	34.453	216
5	2:06.417	1:01.523		21.030	224	43.864	147	21	1:44.949	52.760		17.762	250	34.427	218
6	2:03.199	1:03.812		20.392	227	38.995	201	22	1:44.686	52.530		17.747	251	34.409	218
7	2:22.542	59.930		23.001	203	59.611	193	23	2:17.137	53.057		17.926	250	1:06.154	
8	2:38.345	1:09.171		42.836	132	46.338	194	24	1:51.354	58.977		17.920	247	34.457	217
9	2:36.784	1:09.239		44.041	151	43.504	202	25	1:44.515	52.377		17.715	250	34.423	218
10	2:40.309	1:15.583		39.692	134	45.034	166	26	1:47.254	53.114		18.966	233	35.174	215
11	2:26.075	1:11.979		29.304	205	44.792	130	27	1:46.439	53.141		18.198	245	35.100	216
12	4:24.246	1:33.798		27.639	187	2:22.809		28	1:45.738	53.023		18.048	246	34.667	215
13	1:54.958	1:01.296		18.421	246	35.241	214	29	1:49.423	54.351		19.049	242	36.023	217
14	1:46.802	53.756		18.029	248	35.017	214	30	1:47.652	53.703		18.209	246	35.740	185
15	1:47.474	54.023		17.912	249	35.539	215								
16	1:45.341	53.297		17.926	248	34.118	214								

52 Filip Sladicka, SVK/ Stefan Rosina, SVK

theoretical besttime: 1:45.385

1	2:03.937	1:08.795		19.400	239	35.742	216	17	1:47.912	54.130		18.415	239	35.367	214
2	1:48.975	54.982		18.617	240	35.376	216	18	1:47.442	53.656		18.487	239	35.299	215
3	1:48.336	54.526		18.687	238	35.123	216	19	1:45.894	53.714		18.409	240	33.771	211
4	2:05.618	1:08.346		19.129	233	38.143	206	20	1:48.401	53.984		18.464	240	35.953	213
5	2:23.797	55.429		25.579	130	1:02.789	158	21	1:47.664	53.845		18.460	239	35.359	213
6	2:02.523	1:01.493		21.007	214	40.023	197	22	1:47.324	53.672		18.374	239	35.278	214
7	2:19.611	57.152		22.403	114	1:00.056	151	23	1:47.313	53.487		18.449	240	35.377	214
8	2:40.250	1:11.870		40.576	128	47.804	150	24	1:48.775	54.866		18.486	239	35.423	214
9	2:36.635	1:09.721		41.268	154	45.646	205	25	1:48.165	53.240		18.383	239	36.542	213
10	2:39.775	1:16.043		38.129	115	45.603	196	26	1:46.350	53.864		18.414	239	34.072	212
11	2:28.319	1:12.678		29.503	182	46.138	100	27	1:48.886	53.689		19.725	227	35.472	215
12	2:46.290	1:32.741		26.784	215	46.765	211	28	1:48.192	53.363		19.310	229	35.519	213
13	2:50.677	56.318		19.277	237	1:35.082		29	1:49.552	53.762		20.293	228	35.497	214





FIA GT Series

Lap analysis Main Race

Provisional



Azerbaijan
23-24 November 2013



Baku, Length: 4380 m
Air temperature: 13.1°C
Track temperature: 20.3°C
Weather condition: Dry

Sunday 24.11.2013 15:00

Lap	Time	SE1	SP1	SE2	SP2	SE3	SP3	Lap	Time	SE1	SP1	SE2	SP2	SE3	SP3
14	1:56.436	1:00.993		19.292	233	36.151	207	30	1:47.418	53.426		18.535	239	35.457	215
15	1:49.392	54.619		18.940	235	35.833	211								
16	1:48.319	54.217		18.597	239	35.505	214								

62 Oli Webb, GBR/ Benji Hetherington, GBR

theoretical besttime: 1:48.036

1	2:07.707	1:11.888		19.816	240	36.003	217								
2	1:50.906	56.764		18.428	245	35.714	221								

77 Mark Thomas, CAN/ Ilya Melnikov, AUT

theoretical besttime: 1:50.132

1	2:09.833	1:13.773		19.321	238	36.739	209	16	1:55.045	58.346		19.383	236	37.316	204
2	1:50.704	55.341		19.027	240	36.336	210	17	1:55.097	58.019		19.788	240	37.290	201
3	1:53.508	54.933		18.966	236	39.609	205	18	1:55.734	58.650		19.460	237	37.624	202
4	3:11.368	56.229		31.468	113	1:43.671		19	1:58.704	58.406		20.150	239	40.148	203
5	2:32.235	1:10.166		27.108	103	54.961	79	20	1:53.840	57.119		18.863	238	37.858	204
6	2:44.470	1:10.308		34.020	70	1:00.142	104	21	1:56.222	1:00.356		18.928	240	36.938	205
7	2:41.962	1:11.257		39.315	122	51.390	100	22	1:56.450	1:00.795		18.935	240	36.720	207
8	2:35.571	1:09.202		39.606	138	46.763	129	23	1:56.991	58.123		18.957	241	39.911	196
9	2:40.012	1:16.313		37.264	109	46.435	166	24	1:53.413	57.362		19.069	241	36.982	209
10	2:31.772	1:13.314		30.032	125	48.426	114	25	2:00.214	57.992		22.104	200	40.118	195
11	2:49.688	1:32.081		25.736	217	51.871	203	26	1:55.873	58.039		20.347	220	37.487	202
12	1:56.401	58.686		19.425	238	38.290	205	27	1:54.126	56.943		19.217	237	37.966	205
13	3:20.122	58.017		19.167	241	2:02.938		28	1:54.941	58.179		19.217	237	37.545	196
14	2:07.688	1:09.121		20.350	234	38.217	199								
15	1:58.977	59.822		19.666	234	39.489	196								